

SEE
VEE
ARR
EE <

WINDSURFING.

"Whichever way you choose to do it, windsurfing is great. For some people it means freedom or pure exhilaration but for everyone who windsurfs there's one thing in common – Fun.

Whether you're riding big waves, or racing on a foil or even planing for the first time we have equipment that will make it more fun. Lighter, faster gear that fits together simply and easily. If you want to maximise your fun, check out the sails, boards and equipment in the following pages."

BEN SEVERNE





DESIGN IDEOLOGY

A sail is only as good as the material it's made of. Our panelled sails use the absolute best materials in the industry.

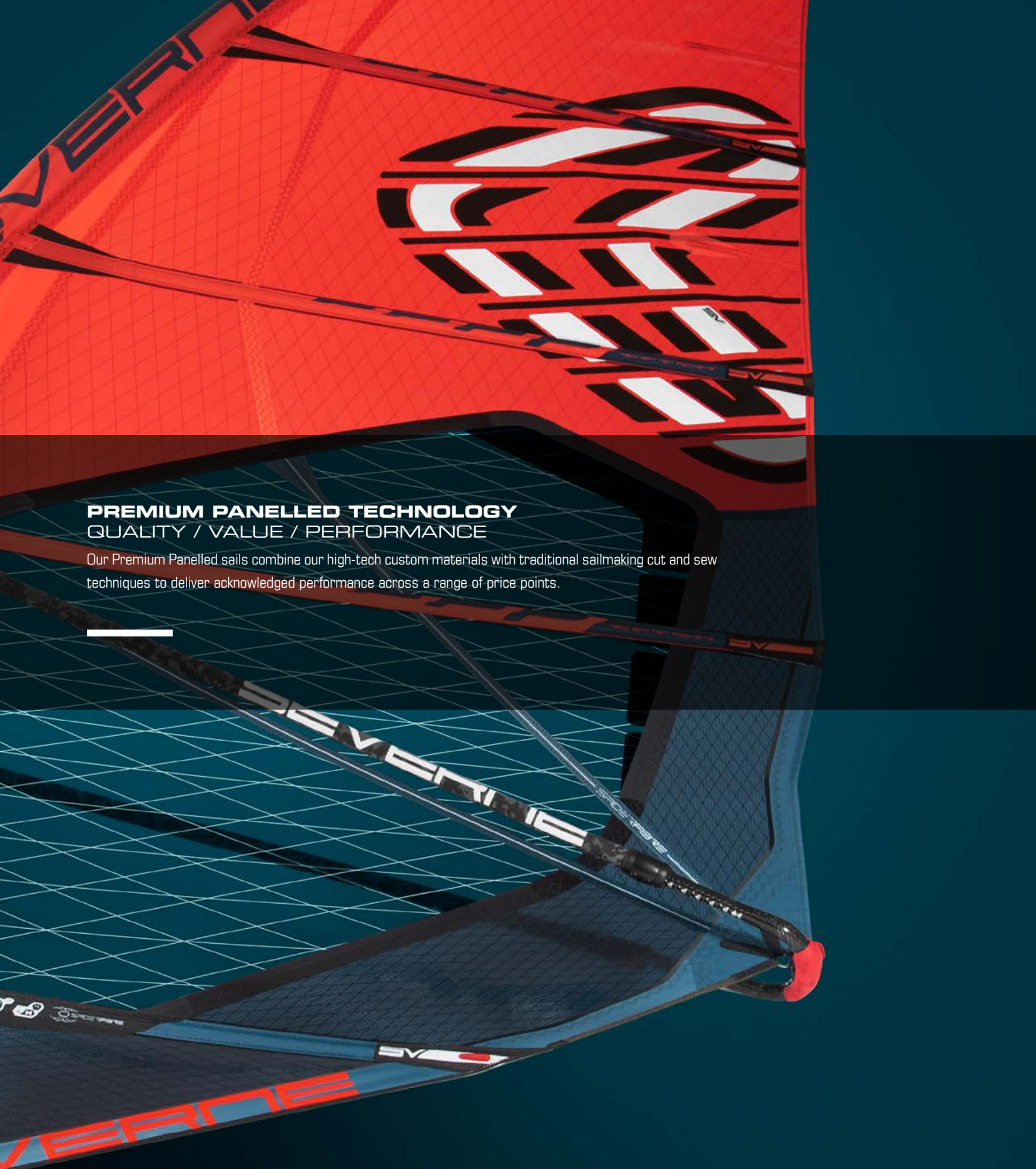
Each material we use is custom designed for each specific section of the sail: lighter materials for the top of the sail to reduce swing weight, stronger materials for the high-impact foot section.

Unlike us, many sail manufacturers will use the same materials in the foot as in the head of the sail. If it is strong enough for the foot it is too heavy for the head, if it is light enough for the head it is not strong enough for the foot. So their uniform materials approach results in either heavy sails, or weak sails. Our materials technology makes lighter, stronger sails. Which one do you want?

And if you want to take it even further than that, our HyperSpider membrane sails take things to the next level; load-bearing fibres are placed EXACTLY where they are required in each sail. Fibre density is varied depending on the loads at every point across the sail – more fibre at the luff to transfer downhaul tension, fibre radiating out of the clew to disperse outhaul, plus every perimeter, batten and transverse load has a specific fibre path. The result is pro-level performance and incredible weight savings.

SAILS FOR THE REVOLUTION





PREMIUM PANELLED TECHNOLOGY QUALITY / VALUE / PERFORMANCE

Our Premium Panelled sails combine our high-tech custom materials with traditional sailmaking cut and sew techniques to deliver acknowledged performance across a range of price points.



IMPACT ZONE


Heavy duty materials are kept lower in the sail, the area traditionally prone to damage from knees and harness hooks. Twisted fibres and stronger yarns are combined with thicker films for maximum durability. This extra weight is kept low in the sail so it does not affect the swing weight and lightweight feel of the sail.



HIGH LOAD LAMINATE

Based on the proven eM3 platform, the high load eM4 material features twice the amount of X-Ply fibre and increased film thickness to maximise durability. This new material allows weight reduction whilst maintaining puncture resistance and tear strength. Used in the lower impact zone in the sail.

/ SCRIM: POLYESTER
/ X-PLY: POLYESTER x 2
/ GSM: 190GSM



POWER ZONE



The mid section of the sail generates the sail's power and defines the vision through the window. Specific X-Ply materials are used to maximize visibility in our 100% X-Ply sails. Stronger fibres and our Twisted Fibre technology means that less fibres are required and allows for a wider spacing to give better vision.

T858

DYNEEMA WINDOW X-PLY

Wide spaced X-Ply with white colored fibres maximises vision. T858 uses flat ribbons of Dyneema to keep the film as flat as possible so that vision is not distorted. Used in the window areas of selected sails.

/ X-PLY: DYNEEMA
/ GSM: 175GSM



CONTROL ZONE

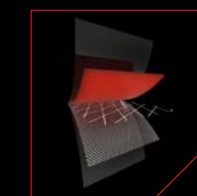
The upper section of the sail defines the control characteristics of the sail. To maximise the handling, we use the lightest materials in the main body, reducing both weight and swing weight.



DURABLE AND LIGHTWEIGHT

Combining the performance of the e-series materials with maximum durability. The addition of a pre-preg polyester scrim has provided unique tear resistant characteristics. Off-axis loads are carried through the 22-degree X-ply fibres. The red and new blue adhesive maintain the UV resistance and tear strength, while the reduced film thickness significantly reduces the weight. The use in the upper panels reduces not only the overall sail weight, but also the swing weight, aiding manoeuvrability and control.

/ SCRIM: POLYESTER
/ X-PLY: POLYESTER
/ GSM: 160GSM





HYPERSPIDER
MEMBRANE TECHNOLOGY

PRO LEVEL PERFORMANCE

HyperSpider is our full-color, load path membrane technology. This is the next level in reducing weight and increasing strength. Customised fibre layouts are engineered for each individual sail, and mapped to exactly follow every load trajectory. These are our most technically advanced sails yet.

An evolution of our SpiderFibre technology where we took sailcloth and added vectors of fibre to transfer load directly along the load-lines, HyperSpider does away with the sailcloth and just puts fibre down along EVERY load path. Every fibre is precisely laid to carry a specific load. All the loads and tensions in the sail are now carried by the fibre instead of the film. This makes it possible to use thinner films, which creates a much lighter, more flexible sail.

In a traditional sail, reinforcement is added as patches that are sewn on top of the panels. In a HyperSpider sail all the reinforcement is already built in, again reducing weight and increasing strength. The end result is a much lighter, stronger sail with an incredible feel.

Aligning the fibre exactly along the load paths means that stretch is able to be controlled to a level that was never possible in a panelled sail. What this means to the rider is a much bigger sweet spot: not only is the wind-range extended at both the top end AND bottom end, but the range of wind strengths where the sail feels perfect is much bigger.

The flexibility of the ultra-light membrane means that whilst the flying shape of the sail doesn't deform under load, the sail still retains a very soft, smooth feel. Feels like luxury.

HYPERSPIDER 4.0

The fourth generation of HYPERSPIDER technology consists entirely of high-tech fibres: 1100dTex Technora for the body fibre, and now 1680dTex Dyneema® for the X-Ply to further increase strength.

Dyneema® is an ideal fibre for windsurf sails: it is UV resistant, has very high initial modulus numbers (second only to high modulus Carbon fibre), superior breaking strength, and high flex strength. The larger denier fibres enhance its rip-stop capabilities.

Technora is 8 times stronger than steel, and has excellent fatigue resistance. Its low creep characteristics make it ideal to carry the main loads in the membrane.

HyperSpider is the pinnacle of windsurf sail materials.

HYPERSPIDER: THE WEB

In a traditional X-ply sail, very few of the fibres are aligned with the load of the sail, this means the film takes the load, this means the film has to be thicker and heavier.

In a HYPERSPIDER sail each membrane is custom built for each sail size and model. Every fibre is aligned along its exact load paths, this means film thickness can be reduced making a lighter sail.



PRIMARY LOAD PATH

Vectors of Technora aligned along the main load lines from the tack to the head, These disperse the high downhaul loads vertically throughout the membrane.



PERIMETER LOAD PATH

Technora fibre is laid down along the perimeter of the sail to control stretch and reinforce all edges.



SECONDARY LOAD PATH

Technora fibres radiate the outhaul loads out of the clew. These secondary fibres intersect the primary fibres to create the first layer of the web



HORIZONTAL LOAD BANDS

Technora fibre is aligned exactly along the batten tension lines. This aids batten stretch control.




TERTIARY LOAD PATH

A third group of Technora fibres increases density in the high load foot area. These paths further diffuse the loads coming out of the clew and the tack.



DIAGONAL LOAD BANDS

Short strips of fibre radiate out from the batten ends to control shear and twist.



X-PLY LAYER

An Aramid X-Ply is laid down to complete the web. These fibres increase durability of the membrane.

3.0 - Increased X-Ply density in high load foot panel.



THE WEB


The combination of all these vector paths creates the web: A mesh of fibres transferring and diffusing loads throughout the membrane.



SpiderFibre is a fibreglass filament with very high tensile strength. Used to minimize weight and maximise strength.

Traditional sail-making utilizes small corner patches that diffuse the load approx 30cm, often ending before or even at a seam creating a weak spot.

We use a web of SpiderFibre that transfers the load out of the clew and across any seams to diffuse throughout the body of the sail. By using stronger, lighter fibres these radials measurably reduce weight and increase strength. Swing weight is also reduced as the clew patch weight has been replaced with lightweight vectors that extend the full width of the sail. The result: Lighter, Stronger sails.



AERO BATTEN POCKET

In our quest to create a truly symmetrical sail we have developed the AERO BATTEN POCKET. Rather than add the batten pocket on one side of the sail, the panels of the sail are overlapped to create a channel for the batten. The tensioner is then loaded from both sides of the sail creating even tension across both sides of the foil.

The result is improved sail symmetry and reduced weight.

DI9

BLADE PRO_ PREMIUM CONTROL

When only the best will do, there's nothing quite like the Blade Pro.

With its performance pedigree proven by Philip Koster's multiple World titles, the BladePro is more than capable of delivering the ride of your life. Butter-smooth handling and the stability to extend both ends of the wind-range mean you enjoy every minute of your time on the water.

This year's edition has been tweaked and tuned based on Koster's feedback, and is now Cyclops-ready to get you on the water faster. Increased luff curve adds skin tension to hold the profile forward and low to maximise wind range. The control-oriented geometry sets the rake angles to maintain downforce at the mast base whilst setting the clew below shoulder height where it can be most easily managed. Stance is balanced with the upper shaping moved forward to put less pressure on the back leg and reduce fin load.

The HyperSpider membrane consists entirely of high-tech fibres: Technora for the body fibre, and now Dyneema for the X-Ply to increase strength. The pinnacle of windsurf sail materials.

- / HYPERSPIDER 4.0
- / SPIDERFIBRE
- / AERO BATTEN TECHNOLOGY

- UPGRADES FOR 2019**
- / 4th GENERATION DYNEEMA HYPERSPIDER. IMPROVED DURABILITY.
- / INCREASED SKIN TENSION
- / CYCLOPS-READY

—



4.2 / 4.7 / 5.0 / 5.3 / 5.7 / 6.2



PHILIP KÖSTER
WA

BLADE PRO

PHOTO: JAMIE SCOTT



SAKSOFTHEREVOLUTION

G44 PHILIP KÖSTER
BLADE PRO
PREMIUM CONTROL



AEROCONTROL

DI9

S-1 PRO_ PREMIUM MANOEUVRABILITY

Developed to power Jaeger Stone's signature wave attack, the S-1 Pro is the ultimate tool for absolute wave destruction.

Design focus was on further increasing jumping control without sacrificing wave riding ability. Profile depth is now lower in the sail for control, whilst mid leech tension was increased to maintain torque for driving vertically towards the lip. Overall luff curve has been added to increase skin tension and improve wind range.

Four batten layout in all sizes means maximum manoeuvrability. And now with a Cyclops compatible tack pulley to get you on the water fast.

The HyperSpider membrane consists entirely of high-tech fibres: Technora for the body fibre, and now Dyneema for the X-Ply to increase strength. The pinnacle of windsurf sail materials.

- / HYPERSPIDER 4.0
- / ULTRALIGHT WEIGHT
- / HIGHLY MANOEUVRABLE
- / INCREASED WIND RANGE
- / AERO BATTEN POCKETS

- UPGRADES FOR 2019**
- / 4th GENERATION DYNEEMA HYPERSPIDER. IMPROVED DURABILITY.
- / REFINED PERFORMANCE
- / CYCLOPS-READY



3.6 / 4.0 / 4.4 / 4.8 / 5.2 / 5.6



KAIZO **JAEGER STONE**
S-1 PRO
PREMIUM MANOEUVERABILITY
  **AERO**

SIZES FOR THE REVOLUTION



PHOTO: JOHN CARTER

S-1 PRO

JAEGER STONE
ESPERANCE, WA



BLADE_ CONTROL ORIENTED WAVE

The D19 Blade is a 5 batten wave sail with the perfect blend of power and control. For riders demanding dependable performance across a wide wind range you simply can't beat the stability and control that 5 battens provide. Based on this fundamental we built the Blade to be the ultimate all-rounder wave sail.

Increased luff curve adds skin tension to hold the profile forward and low to maximise wind range. A Dacron luff panel allows elastic expansion under load, furthering the draft-forward bias when conditions get extreme. The control oriented geometry sets the rake angles to maintain downforce at the mast base whilst setting the clew below shoulder height where it can be most easily managed. Stance is balanced with the upper shaping moved forward to put less pressure on the back leg and reduce fin load.

Constructed entirely out of premium X-Ply, the Blade is one of the most durable sails on the market, yet intelligent design means it's also one of the lightest. SpiderFibre technology has radically reduced swing weight whilst also creating a much stronger clew. Dyneema window X-Ply allows for unrestricted vision. Upper panels in eM3 reduce swing weight. The new highly durable yet lightweight eM4 material is used in the high load foot area. Double width seams lock every panel in place. Engineered for performance.

The D19 Blade is the sail to choose for all-round high performance.




- / 100% XPLY
- / DOUBLE SEAMS EVERYWHERE.
- / BENCHMARK WAVESAIL

- UPGRADES FOR 2019**
- / INCREASED STABILITY AND CONTROL
- / CYCLOPS-READY



3.0 / 3.3 / 3.5 / 3.7 / 4.0 / 4.2 / 4.5 / 4.7 / 5.0 / 5.3 / 5.5 / 5.7 / 6.2 / 6.7



KAIJI **SCOTT MCKERCHER**
BLADE
CONTROL ORIENTED WAVE
  

SAILS FOR THE REVOLUTION



PHOTO: JAMIE SCOTT

BLADE

SCOTT MCKERCHER
MARGARET RIVER, WA

019

S-1 MANOEUVRE ORIENTED WAVE

The S-1 is a high performance 4 batten wave sail. A reduced batten count makes this sail light, flexible and responsive. Less structural rigidity gives the rig a bigger sweet-spot, and allows the sail to auto-correct during wave-riding by giving the draft just enough movement to ensure constant power delivery.

Developed on an identical platform as the S-1 Pro, this year's S-1 replicates the dynamic performance in a more accessible construction.

With it's 3 or 4 batten interchangeability the S-1 is an extremely versatile wave sail. The convertible batten system means the S-1 can be run as either a 3 or a 4 batten sail depending on conditions and preference. The S-1's very broad range of appeal is matched only by its wind range.

Shaping is located extremely low and forward in the sail, and with a 4th batten added becomes extremely stable. The dropped clew allows short boom lengths for manoeuvrability and boom rigidity.

Built in quality eM3 materials, SpiderFibre, and with a diamond shaped Dacron luff panel for smooth power delivery, this sail is engineered for performance. Now with eM4 in the lower panels to make the 019 S-1 stronger and lighter.

The S-1 is a manoeuvre oriented wave sail for the modern wave sailor.

- / CONVERTABLE BATTEN DESIGN
- / MANOEUVRE ORIENTED WAVESAIL
- / TUNABLE

UPGRADES FOR 2019

- / NEW BATTEN LAYOUT
- / INCREASED SKIN TENSION
- / CYCLOPS-READY

—



3.3 / 3.6 / 4.0 / 4.4 / 4.8 / 5.2 / 5.6



G103 MORITZ MAUCH
S-I
MANOEUVRE ORIENTED WAVE
EM EM  3/4

SAIIZS FOR THE REVOLUTION



PHOTO: SAMUEL TOME

S-I

MORITZ MAUCH SA

019

FREEK_{FREESTYLE}

Dedicated freestyle performance. The Freek is designed to give maximum lift, stability and easy ducking. Higher aspect ratios improve lift. The 5 batten layout means more stability and wind-range, and by utilising our high-tech materials technology actually weighs less than most 4-batten sails.

A dynamic relationship between luff curve and seam shaping enables the Freek to inflate further and faster for increased power and explosive pop, whilst still going neutral for reliable duckability. The higher skin tension adds stability and extends the wind range.

Dedicated freestylers will rig the Freek with less downhaul with a tighter head for maximum lift, freestyle wave riders may use more downhaul for more control in a wider range of conditions.

The 019 Freek gives maximum freestyle performance.

- / STABLE
- / BALANCED
- / EASY DUCKING
- / SOFT ROTATION
- / TUNABLE

UPGRADES FOR 2019

- / STRONGER BATTENS IN HEAD
- / CYCLOPS-READY

—



3.3 / 3.6 / 4.0 / 4.4 / 4.8 / 5.2 / 5.6 / 5.9 / 6.3



NE20 **AMADO VRIESWIJK**
FRECK
FREESTYLE
eM eM  **AERO**

SAIIZSFOATHREH2020TION



PHOTO: SAMUEL TOME

FRECK

AMADO VRIESWIJK





GATOR_ PROGRESSIVE FREERIDE

From lightwind freeriding to high-wind blasting, the 019 Gator is the sail to maximise your stoke EVERY session.

Freeride windsurfing is all about blasting around at speed and being able to change direction at will. With that in mind we've designed the Gator to get you up and planing earlier, and when the wind picks up keep you in control longer.

By utilising flexible materials in key sections of the sail enables it to inflate instantly and generate usable power fast. Precision shaping keeps this power low and forward where it can be controlled, extending the upper wind limits of the Gator. The manoeuvre-oriented geometry keeps the boom lengths short so you can throw a gybe or hook a turn wherever you choose.

100% X-Ply construction means durability. The Gator is built for progressing riders and stronger materials are there for when things don't quite go to plan...

PROGRESSIVE GEOMETRY

Every size is designed to echo the demands of the aggressive freeride rider in any wind and water conditions. A consistent feel across all sizes makes it easier when changing up or down.

The smaller sails feature a higher cut foot and geometry biased towards wave and high wind bump and jump. Larger sizes have a lower cut foot to generate more drive in lighter winds but still maintain the light, throw about feel.

Batten count is optimised for every sail size to maintain a consistently soft, springy feel and maximize stability.

- / eM3 UPPER - LIGHTWEIGHT DURABILITY AND FLEX
- / X-PLY BODY - RELIABLE DURABILITY
- / eM4 FOOT PANEL - INCREASED DURABILITY WITH REDUCED WEIGHT
- / SIZE SPECIFIC BATTENS - LIGHTER BATTENS IN LARGER SIZES, STRONGER BATTENS IN SMALLER SIZES

UPGRADES FOR 2019

- / eM4 MATERIAL UPGRADE
- / AERO-LINE BATTENS
- / INCREASED WIND RANGE


PROGRESSIVE GEOMETRY



100% X-PLY

SPIDERFIBRE

3.7 / 4.0 / 4.2 / 4.5 / 4.7 / 5.0 / 5.3 / 5.5 / 5.7 / 6.0 / 6.5 / 7.0 / 7.5 / 8.0



SAIIS FOR THE REVOLUTION

EES **DIETER VAN DER EYKEN**
GATOR
PROGRESSIVE FREERIDE

SAILS FOR THE REVOLUTION



PHOTO: DAVID VAREKAMP

GATOR

DIETER VAN DER EYKEN
MURRIS



CONVERT_ VALUE FREERIDE

The Convert is a fully-featured freeride sail at an entry-level price.

An obvious choice for any progressing windsurfer, the Convert is purpose built to be easy to use. Weight is kept to a minimum, boom lengths are short and downhaul tensions are reduced for easier rigging and nice, soft handling characteristics.

The Convert is packed with features including dropped clew for shorter, more manageable boom lengths. The shaping and geometry are set up for a balanced, stable feel and a forward pulling drive for a relaxed, easy stance.

The 2019 Convert features dacron Flex Zones that absorb chop impact and gusts to give an incredibly smooth ride.

- / DROPPED CLEW
- / SEAMLESS HEAD AND FOOT CONSTRUCTION



4.2 / 4.8 / 5.4 / 6.0 / 6.7 / 7.5 / 8.5



K19 BEN SEVERNE
CONVERT
 VALUE FREERIDE
 100%
 X-PLY

SAILS FOR THE REVOLUTION

BEN SEVERNE

CONVERT

PHOTO: JOHN CARTER



NCX NO CAM RACE

ENGINEERED FOR PERFORMANCE, THE NCX DEFINES THE NO-CAM FREERACE CATEGORY.

More than just race inspired, the 019 NCX takes design components directly from the Mach1 race sail to upgrade 3 main areas; Speed. Power. Stability.

Drag reduction was the key to increasing speed. AERO-LINE battens and Mach1 twist patterns dramatically improve the aerodynamics and make the 019 NCX the fastest ever.

More Power. Deeper profiles below the boom generate more horsepower that you can feel. Increased back hand pressure enables instant acceleration when you want to light it up.

Stability has been further improved by adding skin tension and reworking the batten skeleton to lock the power low and forward. The result is incredible control and impeccable handling. Combined with the shock-absorbing properties of a no-cam sail, this means a huge wind range.

- / AERO-LINE BATTENS
- / INCREASED SPEED
- / INCREASED POWER
- / INCREASED STABILITY

UPGRADES FOR 2019

- / MONOFILM BODY - MAXIMUM STABILITY AND PERFORMANCE
- / KEVLAR X-PLY LUFF PANEL - MINIMAL VERTICAL STRETCH WITH HORIZONTAL ELASTICITY
- / eM4 FOOT PANEL - INCREASED DURABILITY WITH REDUCED WEIGHT
- / TUBE BATTENS - HIGH PERFORMANCE STABILITY



STABILIZER TECHNOLOGY



RACEVED

4.5 / 5.0 / 5.5 / 6.0 / 6.5 / 7.0 / 7.5 / 8.0 / 8.5 / 9.0



SAIIS FOR THE REVOLUTION



TURBO GT_SINGLE / TWIN CAM

The Turbo GT utilises cams to enhance foil stability and induce pre-set profile for power and drive through gusts and lulls.

All cams are positioned below the boom to lock the power zone very low in the sail where it can most easily be controlled. Swing weight is also improved by lowering all the hardware and allowing the upper sections to flex and exhaust freely.

The Turbo GT can be run on either RDM or SDM masts. Incredible rotation is the advantage on the RDM mast, and increased stability is the benefit of an SDM mast. Both options will deliver blazing speed, early planing and an ultralight feel.

For 2019 significant gains were made in speed and stability; AERO-LINE battens and Mach1 twist patterns dramatically improve the aerodynamics for a faster sail. Increased skin tension and a refined batten skeleton improves stability and extends the wind range.

The 019 Turbo GT delivers cam performance.

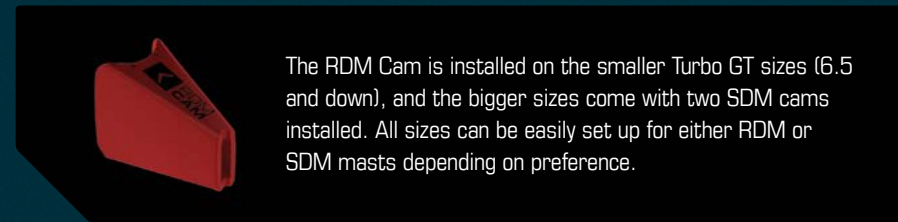
- / MONOFILM BODY - MAXIMUM STABILITY AND PERFORMANCE
- / KEVLAR X-PLY LUFF PANEL - MINIMAL VERTICAL STRETCH WITH HORIZONTAL ELASTICITY
- / eM4 FOOT PANEL - INCREASED DURABILITY WITH REDUCED WEIGHT
- / TUBE BATTENS - HIGH PERFORMANCE STABILITY

UPGRADES FOR 2019

- / AERO-LINE BATTENS
- / eM4 MATERIAL UPGRADE
- / IMPROVED STABILITY
- / IMPROVED SPEED



STABILIZOR TECHNOLOGY



The RDM Cam is installed on the smaller Turbo GT sizes (6.5 and down), and the bigger sizes come with two SDM cams installed. All sizes can be easily set up for either RDM or SDM masts depending on preference.

5.5 / 6.0 / 6.5 / 7.0 / 7.5 / 8.1 / 8.6 / 9.2



BEN SEVERNE
MAPPING

TURBO GT

PHOTO: DAVID VAREKAMP

NOLOTOZORREHILFORSTYRIS



KASIS BEN SEVERNE

TURBO GT

ONE / TWO CAM



**RDM
CAM**

STABILIZER
TECHNOLOGY

119

HYPERGLIDE_ FOIL RACING

Specifically designed for foil racing, the HyperGlide has a tighter leech and lighter feel. Constructed with lightweight materials to make the HyperGlide efficient and easy to handle.

Developed with Gonzalo Costa Hoewel to win. Based on a 7 batten, 4 cam platform with a flexible leading edge, the HyperGlide delivers stable power with exceptional lightweight handling. This allows the rider to load full power into the rig and concentrate on flying. Increased foot angles match the foiling rake angles and improve the aerodynamics.

Available as a limited edition sail in 3 sizes: 8.0, 9.0, 10.0



8.0 / 9.0 / 10.0





XS-3_ SCALED DOWN TECHNOLOGY

Based on the S-3, the XS-3 is a dedicated performance kids rig designed around the ergonomics of the smaller rider. Lower clew and boom cutout, as well as lower skin tension to suit lighter weight sailors.

This is a real flexing sail, built on scaled down technology allowing even the smallest sailors to push their limits. It is sold as a package for simplicity and compatibility. Or as separate components, all designed around smaller rider ergonomics.

- / TARGETED GEOMETRY AND SHAPING
- / PACKAGE OPTION
- / PREMIUM MATERIALS



SIZE	LUFF	BOOM	BATTENS	WEIGHT	HEAD	RECOMMENDED MAST
2.0	276	113	3	1.6	ADJ	XS-3 MAST 300
2.5	299	122	3	1.7	ADJ	XS-3 MAST 300
3.0	313	132	3	1.8	FIXED	XS-3 MAST 300
3.6	331	143	3	1.9	FIXED	XS-3 MAST 300
4.1	336	150	3	2.1	FIXED	XS-3 MAST 300



SAILS FOR THE REVOLUTION



SYNERGY_ BEGINNER RIG

Where it all comes together.

Unlike other rig packages, the SYNERGY is not just about price. It's designed from the ground up to make your first windsurfing experiences as easy as possible. Everything just fits together effortlessly allowing you to skip the complications and get on with the fun part.

The SYNERGY rig combines lightweight materials with technical functionality to create an all in-one package that anyone can easily rig and sail. It has a step-by-step rigging guide printed directly on the sail making SYNERGY quick and easy to rig, maximising your time on the water.

Every sail in the SYNERGY range rigs on its own mast and boom for ease and simplicity. No messing around with adjusting boom or extension lengths.

The SYNERGY Kids and Junior sizes are all built from brightly coloured, durable Dacron. They all use reduced sized components for the ergonomics of the smaller rider.

The SYNERGY is the easiest way to go windsurfing.

- / HASSLE FREE WINDSURFING
- / ZERO PRIOR KNOWLEDGE IS REQUIRED
- / COMPLETE PACKAGE
- / IDEAL FOR SUP AND BEGINNER BOARDS



X-PLY
CONSTRUCTION

KIDS	/	1.2	/	2.1	/	2.6	/	3.1
JUNIOR	/	3.6	/	4.3	/	5.0	/	5.7
ADULT	/	4.8	/	5.4	/	6.0	/	6.7 / 7.3





RACING DIVISION_{PRO}

Our racing R&D program focuses on giving you the tools to win any discipline: Slalom, Speed, Formula or Raceboard. This year we add Foil racing to the Racing Program. We work with the world's best to ensure our racing sails lead the cutting edge of performance:

/ MATTEO IACHINO

/ GONZALO COSTA HOEVEL

/ BJORN DUNKERBECK

/ TWAN VERSEPUT

/ REMI VILLA

/ TRISTAN ALGRET

/ STEVE ALLEN

/ AMADO VRIESWIJK

MACH2

Developed directly from the success of the Mach1 program, the new Mach1 has been refined for speed, wind range and acceleration. These sails utilise high skin tension, XL cams and Reflex shaping to maximise stability.

OVERDRIVE M2


The OverDrive focuses on reaching speed with increased twist and less back-hand pressure.

A lighter weight means improved handling characteristics. The OverDrive can be run on either RDM masts or SDM masts.

HYPERGLIDE

Specifically designed for foil racing, the HyperGlide is light, fast and efficient. Constructed with the lightest weight materials, the HyperGlide is engineered for performance.

Based on a 7 batten, 3 cam platform with a flexible leading edge, the HyperGlide delivers stable power with exceptional lightweight handling.





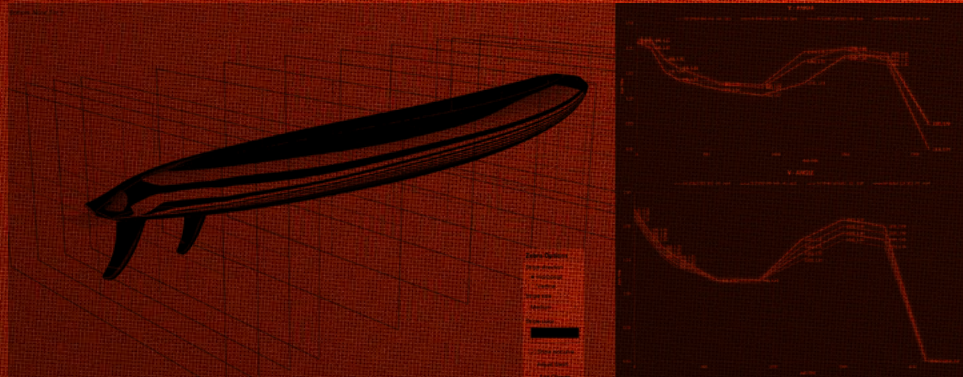
BOARD PROGRAM

JAMES HOOPER / SHAPE AND DESIGN

A mix of computer aided design and precision hand shaping makes the difference. Function does not need to be ugly.

James utilises his skills as a trained craftsman to finesse each board's lines into masterpieces. And his ability to directly evaluate each prototype himself keeps the development process tight and efficient.

Based in Western Australia means James is able to test, refine and experiment and be inspired whenever it's windy.



PRECISION MANUFACTURE

Our design process combines the refinement of traditional hand shaping with the precision of digital manufacture.



D19

NANO_ ALL-ROUND WAVE

Inspired by Tomo's new-school surfboards, the Nano is a fresh wavesailing sensation. Its parallel rails mean the width is narrower than on a traditional board, which makes it feel like you're sailing a smaller board. The efficiency of the parallel rails means you're up and planing as if you were riding a bigger board.

Initially conceived as a small wave, onshore biased design, the Nano proved to be so much more:

INCREDIBLY VERSATILE

Fast enough for onshore, stable enough for high speed, down-the-line wall rides. And then with the option of Thruster drive and power or Quad manoeuvrability.

INSTANT ACCELERATION

An efficient rocker with low-drag entry gets the Nano up and moving with the slightest gust.

FUNCTIONAL VOLUME

Volume distribution centres the volume where you need it, not up on the nose or right at the tail. This makes the Nano really efficient for its size. Small and efficient.

NANO DIMENSIONS

Small. Its short length and narrow width makes the Nano extremely compact. Sure, it fits in the car easier, but the real benefit is a smaller rotational space; fits into hollow sections of small waves, or quick aerial rotations.

PROGRESSIVE RAILS

Blending from thin, refined rails at the tail and through the stance, the rails get progressively fuller towards the nose. This automatically sets the trim when turning – the front rides safe and high, while the tail bites and drives through the turn.


|



DIETER VAN DER EYKEN
LANGELN, WA

NANO

PHOTO: JOHN CARTER



1. PARALLEL OUTLINE

The parallel outline decreases drag and increases stability. Overall width is reduced which helps give the boards a smaller, more manoeuvrable feel.

2. REFINED BOTTOM SHAPE

Pronounced double concave with deep V enables easy rail-to-rail transition, even on the largest size Nanos.

Forward V penetrates chop for less impact and more comfort.

Increased V through the fins creates more rail rocker for precise turns when on the rail.

3. PROGRESSIVE RAIL DESIGN

The hard release edge at the tail of the board becomes progressively rounded and soft towards the front of the board.

The apex of the rail becomes progressively higher through the forward sections to prevent catching.

Bevels through the front sections raise the apex even higher for more clearance and increase the hit rate of landed moves.

4. COMPACT VOLUME DISTRIBUTION

The reduced length centres the volume where you need it. Optimised deck angles transition from reduced volume rails to high volume standing area.

5. FIN OPTIONS: QUAD

Quad fin set ups provide a responsive surf feel with grip and stability for faster down the line conditions.

6. FIN OPTIONS: THRUSTER

The thruster fin set up gives enhanced upwind ability and efficient speed and acceleration for both jumping and wave riding.

SIZE	LENGTH	WIDTH	WEIGHT	SAIL RANGE	FIN BOX	THRUSTER FINS (SUPPLIED)	ALTERNATIVE REAR QUAD FINS
73	212	54.5	6.0	3.0 - 5.0	SLOT BOX+	2 x 100 + 1 x 170	2 x 140
78	214	55	6.1	3.0 - 5.0	SLOT BOX+	2 x 100 + 1 x 170	2 x 140
83	215	56	6.2	4.0 - 5.3	SLOT BOX+	2 x 100 + 1 x 170	2 x 150
93	217	58	6.3	4.7 - 6.0	SLOT BOX+	2 x 110 + 1 x 190	2 x 150
103	219	59	6.5	5.0 - 6.7	SLOT BOX+	2 x 110 + 1 x 210	2 x 150

G103 MORITZ MAUCH
NANO
ALL-ROUND WAVE
 **CMC**
COMPRESSION RESIN COMPOSITE

SAILS FOR THE REVOLUTION



PHOTO: SAMUEL TOME

NANO

MORITZ MAUCH SA



MAKO_WAVE

If you love sending it down the line, smashing through lips, launching off liquid mountains and carving through bowls at full throttle then you'll know exactly what the Mako is all about.

Traditional outlines combined with modern design features give a fresh new take on the classic waveboard. Reduced widths and a pronounced hip between the feet recreate the parallel rail effect for efficiency, acceleration and drive.

Versatile enough for use in a wide range of conditions, the Mako can be ridden as quad for down the line S-turns or alternatively as a thruster for cross-onshore drive and upwind ability.

With its geometry focused on control and stability this board gives you the confidence to step up your wave game. A wider foot spacing and increased span between mast base and footstraps gives a very solid stance from which to power into any move.

Refined rails, reduced tail area and performance rocker mean that the Mako is the real deal.

- COMPARED TO THE NANO**
- / MORE CONTROL IN BIG WAVES OR ROUGH CONDITIONS.
 - / MORE STABLE AT HIGH SPEED, FEELS MORE LOCKED IN.
 - / WIDER STANCE.

SIZES 79 / 84 / 91




SAKIS FOR THE REVOLUTION



BEN SEVERNE MAURITIUS

MAKO

PHOTO: DAVID VAREKAMP



1. SURF OUTLINE

The traditional surf style outline has been straightened up through the mid sections to create parallel rails to decrease drag and increase stability and control. Then flowing into a pinned out squash tail for grip and reliability through turns.

2. REFINED BOTTOM SHAPE

Single concave through the mid section adds acceleration and stability, then blends into V through the tail for release through turns.

3. PROGRESSIVE RAIL DESIGN

The full, surf rails through the front section of the board allow the rail to be fully engaged without risk of tripping. Progressing into a refined release edge through the tail for grip and speed.

4. AGGRESSIVE ROCKER LINE

Continuous rocker throughout has been tuned together with the outline and bottom contours to enhance turning ability without sacrificing speed.

5. FIN OPTIONS: QUAD

The Quad set up delivers a responsive surf feel with grip and drive for faster down the line conditions.

6. FIN OPTIONS: THRUSTER

The thruster fin set up gives enhanced upwind ability and efficient speed and acceleration for both jumping and wave riding.

SIZE	LENGTH	WIDTH	WEIGHT	SAIL RANGE	FIN BOX	QUAD FINS (SUPPLIED)	ALTERNATIVE THRUSTER FIN
79	226	55.0	6.1	3.0 - 5.0	SLOT BOX+	2 x 110 + 2 x 140	1 x 170
84	228	57.0	6.2	4.0 - 5.3	SLOT BOX+	2 x 110 + 2 x 140	1 x 190
91	229	58.0	6.4	4.7 - 6.3	SLOT BOX+	2 x 110 + 2 x 150	1 x 190





PSYCHO_ FREESTYLE

Full power freestyle. The Psycho uses modern design concepts to go faster, pop higher and spin quicker.

Narrower widths with parallel rails increase efficiency for faster top end speeds, and instant acceleration. Reduced lengths make the Psycho functionally compact for faster, controlled rotation.

Developed in conjunction with former freestyle world champ Dieter van der Eyken, the design focus was on maximising speed for bigger moves. Highly refined design makes this performance easily accessible to any freestyler. Out-of-the-box instant functionality.

Specific freestyle features include reduced nose volume for reduced swing weight and controlled rotation, footstraps angled for easier switch stance access, and double plugged rear straps to prevent twisting and handle higher loads.

If you want to take your freestyle to the next level, go Psycho.

SIZES 92 / 102

COMPARED TO THE DYNO

- / 100% FREESTYLE FOCUSED
- / MORE POP
- / ROTATES FASTER BOTH IN THE AIR AND SLIDING



CMC
COMPRESSION MOLDED COMPOSITE




EEB **DIETER VAN DER EYKEN**
PSYCHO
 FREESTYLE
 **CMC**
 COMPRESSION MOLDED COMPOSITE

SALES FOR THE REVOLUTION

DIETER VAN DER EYKEN
MAURITIUS

PSYCHO

PHOTO: DAVID VAREKAMP



1. PARALLEL OUTLINE

The parallel outline decreases drag and increases stability. Overall width is reduced which helps give the boards a smaller, more manoeuvrable feel.

2. HIGH SPEED ROCKER LINE

Fast, low drag rocker to maximise top end speed for big moves. The entry rocker has been tuned for the lowest possible angle of attack for maximum acceleration and nose landing manoeuvres.

3. PERFORMANCE CONTOURS

Minimal V throughout aids sliding and rotation, reduces drag and stabilises the board during switch stance setup.

4. FULL POWER RAIL DESIGN

High volume, square edges through the tail maximise power and lift for instant acceleration and explosive pop.

Forward rails feature a high apex and increased tuck to prevent catching during sliding moves and to increase the hit rate of landed moves.

5. DYNAMIC VOLUME DISTRIBUTION

Reduced volume in the nose for reduced swing weight and faster, more controlled rotation. Increased volume in the stance area amplifies pop and early planning.

6. POWER FREESTYLE FIN

The Psycho is fitted with a specifically designed high performance fin. Increased surface area combined with thinner, low drag profiles maximises lift, power and top end speed. Power box reliability.

FREESTYLE STRAP POSITIONING

Narrower 140mm spacing for better control and more side support. 50-degree front strap angle allows easier access during switch stance setup. Double plugged rear straps to prevent twisting and handle higher loads.

SIZE	LENGTH	WIDTH	WEIGHT	SAIL RANGE	RIDER WEIGHT RANGE	FIN BOX	FIN (SUPPLIED)
92	219	61	6.2	3.3 - 5.2	55kg - 75kg = main board, 75kg - 95kg = small board	POWERBOX	SV FREESTYLE 190
102	219	62.5	6.3	4.4 - 5.9	75kg - 95kg = main board	POWERBOX	SV FREESTYLE 200



PSYCHO
PSYCHO

SEVEN



DYNO_ FREE WAVE

**FAST FREEWAVE.
EPIC JUMPING.
EARLY PLANING.**

Based on the Nano waveboard, the Dyno brings compact efficiency to the free-wave arena. Narrower, parallel rails and reduced lengths electrify your riding experience in real world conditions.

Faster rocker lines and increased volume under foot make the Dyno super early planing and keep it charging through gusts and lulls.

The compact size enables real use of all that speed – the Dyno is more than just capable in the air, it is a jumping machine. Aerial rotations, freestyle moves and straight up rocket air on demand.

Parallel rails are very effective at reducing drag and increasing speed, so it allows the addition of some manoeuvre enhancing tail kick. This makes the Dyno much more than just a bump & jump blasting board – it can drive through turns on the rail, making the most of any onshore or real world waves.

Three fin boxes and multiple footstrap options increase the Dyno's versatility; Set it up as a thruster with inboard straps for maximum manoeuvrability, or with a single freeride fin and outer straps for pure blasting.

The Dyno transcends the conditions to expand your windsurfing possibilities.

/// COMPARED TO THE NANO

- / FASTER. IT HAS A FLATTER, FASTER ROCKER TO INCREASE SPEED.
- / EARLIER PLANING. VOLUME DISTRIBUTED FURTHER BACK INCREASES LIFT.
- / LIGHTER FEEL: THE LOWER DRAG REDUCES THE LOAD IN THE RIG, GIVING A LIGHTER, FREE FEELING.

/// COMPARED TO THE FOX

- / MORE MANOEUVRABLE. IT HAS MORE ROCKER AND FINER RAILS.
- / BETTER JUMPING. THE NANO-LIKE OUTLINE WITH ADDED SPEED ARE MADE FOR AIR.
- / MORE COMPACT: SHORTER AND NARROWER.

SIZES 85 / 95 / 105 / 115



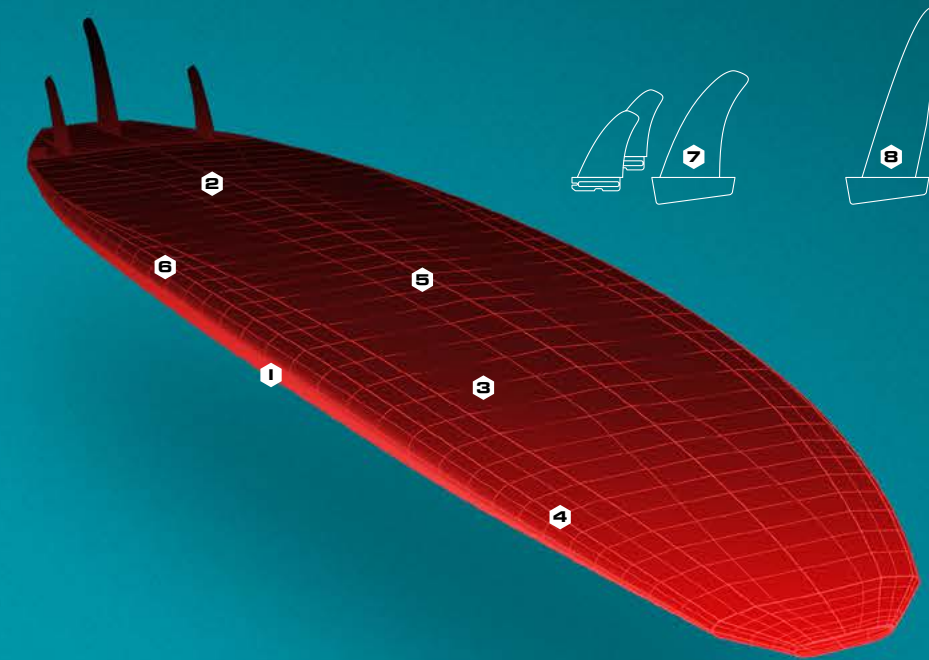
SALES FOR THE REVOLUTION

DIETER VAN DER EYKEN
DYNO
 FREE WAVE

DIETER VAN DER EYKEN MAURITIUS

DYNO

PHOTO: DAVID VAREKAMP



1. PARALLEL OUTLINE

The parallel outline decreases drag and increases stability. Overall width is reduced which helps give the boards a smaller, more manoeuvrable feel.

2. ACCELERATED ROCKER LINE

Based on the Nano, the Dyno rocker is flatter and faster through the tail. The entry rocker has been tuned for the lowest possible angle of attack for maximum acceleration and comfort through chop while still allowing sufficient nose lift for wave manoeuvres and jumping.

3. REFINED BOTTOM SHAPE

Pronounced double concave with deep V enables easy rail-to-rail transition, even on the largest size Dynos.

Forward V penetrates chop for less impact and more comfort.

Increased V through the fins creates more rail rocker for precise turns when on the rail.

4. PROGRESSIVE RAIL DESIGN

The hard release edge at the tail of the board becomes progressively rounded and soft towards the front of the board.

The apex of the rail becomes progressively higher through the forward sections to prevent catching.

Bevels through the front sections raise the apex even higher for more clearance and increase the hit rate of landed moves.

5. COMPACT VOLUME DISTRIBUTION

The reduced length centres the volume where you need it. Optimised deck angles transition from reduced volume rails to high volume standing area.

6. ERGONOMIC FOOT POSITIONING

Deck angles have been designed for comfort and to maintain responsive foot positioning in both inboard wave and outboard freeride set ups.


7. FIN OPTIONS: THRUSTER

The Dyno is fitted with a centre Powerbox and 2 x SlotBox+ for the side fins. In Thruster mode control and manoeuvrability are enhanced for use in wave or bump-and-jump conditions.

8. FIN OPTIONS: SINGLE FIN

With a single freeride fin and outboard footstraps, the Dyno transforms into a pure blasting machine.

SIZE	LENGTH	WIDTH	WEIGHT	SAIL RANGE	THRUSTER FINS (SUPPLIED)	ALTERNATIVE SINGLE FIN
85	225	57.5	6.3	4.5 - 6.0	2 x 110 + 1 x 200	280
95	226	59.5	6.5	4.7 - 6.5	2 x 120 + 1 x 200	320
105	228	62.0	6.8	5.0 - 7.0	2 x 120 + 1 x 220	360
115	229	64.5	7.2	5.3 - 7.5	2 x 120 + 1 x 240	400





FOX PERFORMANCE FREERIDE

Designed to take freeride to the next level, the Fox allows you to blast full speed through the choppiest water you can find.

Continuous rocker, reduced tail width and extreme Vee provide unique levels of control. Bonus is the best gybe in the business.

Don't let the comfort deceive you – in real world conditions the Fox delivers unmatched high performance fun.

UPGRADES FOR 2019

- / REFINED MANUFACTURING ACCURACY
- / HIGHLY ACCURATE CNC G10 FIN
- / ALL NEW MACH-BLUE COLOUR SCHEME
- / THERMO FORMED DUAL DENSITY PADS
- / HEX 4 FINS AND STRAPS

FOX 95

The Fox 95 has the dimensions for versatility. Fast rocker and outboard footstraps for high speed blasting. The narrow tail, pronounced vee work with the inboard footstrap positions to cover any bump and jump or FSW needs. Excels in open ocean, big swell, choppy water and high wind conditions with multiple tuning options.

FOX 105

The 105 Fox is a very all-round board with a broad wind range for all water conditions. Handles rough open ocean conditions with ease. Performance combined with comfort. Deliver full expectations of speed on flat water with fast exit speed from gybes.

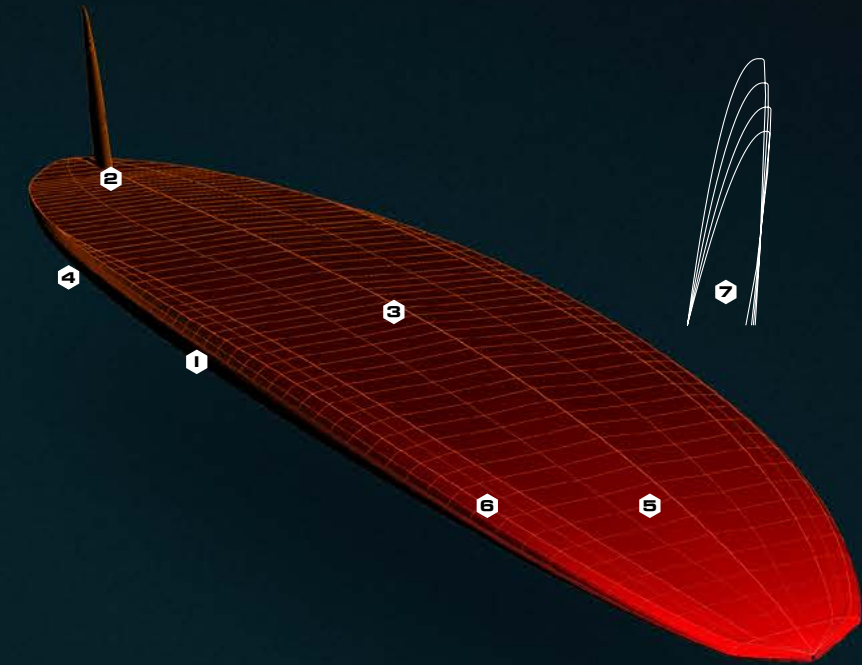
FOX 120

Go anywhere style of board that maintains top speed, control and performance gybing in all water conditions. Easily accessible performance.

FOX 140

High performance board for maximizing potential in lighter wind conditions without compromising speed or control. Easily accessible and really wide sweet spot range.





1. INCREASED STABILITY

Parallel outline reduces drag and increases stability.

2. OPTIMAL CONTROL

Pronounced panel V through tail sections for optimal control and superb gybing.

3. FAST ACCELERATION

Lowered entry angles for more efficient acceleration and less impact over chop.

4. REDUCED FATIGUE

Optimised deck angles and ramped deck pads maximises comfort and ensures correct foot angles for reduced fatigue.

5. CHOP SLICER

Deep V with double concave through front sections to penetrate chop effectively and to increase rail height.

6. GYBING WITH STABILISERS

Bevels through front sections to keep the forward rails clear of the water in choppy conditions. Massively improves comfort, safety and gybing ability.

7. F-SERIES FINS


Rather than just matching an existing fin to a board, each F-Series fin is customised to the exact Fox board it's designed for. Rake angles increase as board size decreases to maintain control as conditions get more extreme. Surface area, base chord length and profiles are selected for each individual fin in order to maximise the performance of the complete unit.

G10 is the material of choice due to its consistency and durability. The fin's outline is designed to make the most out of this G10 material – twist is minimized with the narrow tip, and flex is controlled with the chord lengths.

CENTRE FOOTSTRAP

Centre footstrap position on Fox 95 for freestyle/wave applications.

SIZE	LENGTH	WIDTH	WEIGHT	SAIL RANGE	RIDER WEIGHT RANGE	FIN BOX	FIN (SUPPLIED)
95	236	61	6.7	4.7 - 6.7	60-75kg = big board, 80-95kg = small board	POWERBOX	O19 SV F-SERIES 320
105	239	65	6.9	6.0 - 7.8	70-85kg = big board, 90-105kg = small board	POWERBOX	O19 SV F-SERIES 360
120	244	70	7.3	6.5 - 8.5	80-95kg = big board, 100-120kg = small board	POWERBOX	O19 SV F-SERIES 400
140	249	78	7.8	7.5 - 9.5	95-120kg = big board, 115-140kg = small board	POWERBOX	O19 SV F-SERIES 440



FOX 105 EMC

KASIS **BEN SEVERNE**
FOX
HIGH PERFORMANCE FREERIDE
CMC
COMPRESSION RESIN COMPOSITE

SAILS FOR THE REVOLUTION



PHOTO: PAUL MCGILL

FOX

BEN SEVERNE
MAURITIUS



CMC
COMPRESSION MOLDED COMPOSITE

OUTSIDE THE BOX.

The idea behind us building boards is simply to produce a better board. Better is partly design, but also construction. Most windsurf boards in the world are made in the one factory with limited options for how the boards are put together. Sure, there's vast differences in layups and material specs but the basic way the boards are built is the same. For us, we see the first step in revolutionising board construction is to step outside that box. This allows us to experiment and develop different ways to build a better board.

With IQC we are building boards very differently: high pressure compression molding produces quite different strength to weight ratios and more accurate, consistent shapes. Oversized EPS blanks apply pressure on the inside of the laminate whilst heavy concrete molds compress the outside to the exact shape of the master. There are no partially closed molds, or re-finishing differences. Strong, accurate and consistent. A better board.

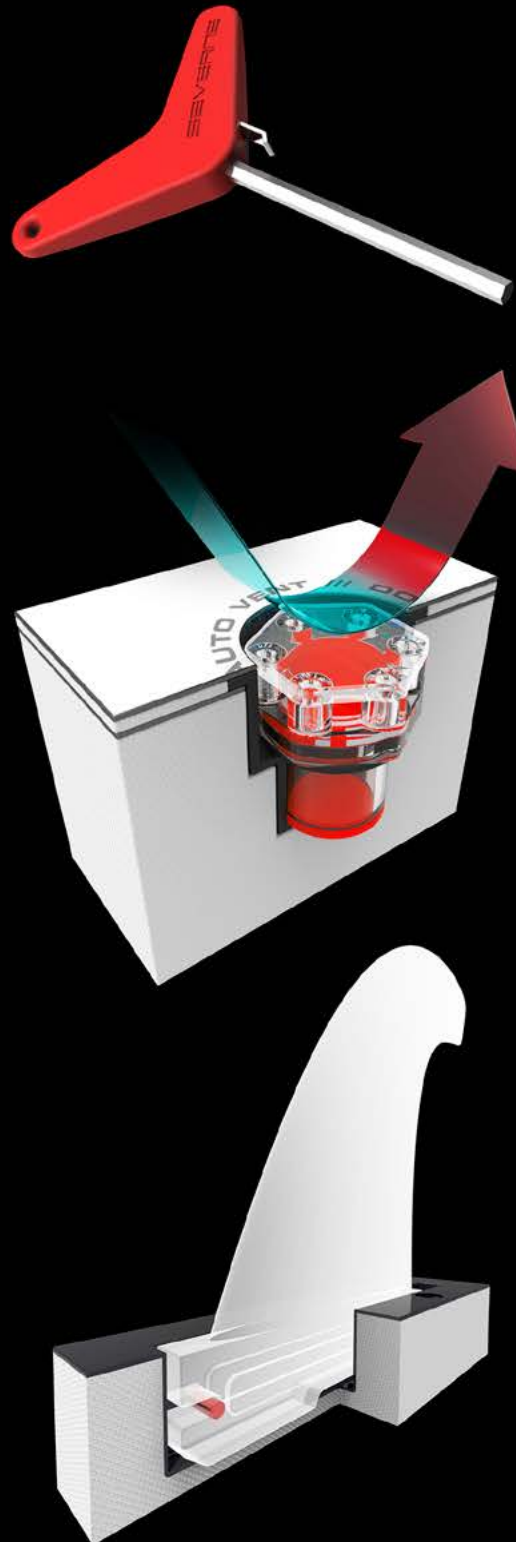
MATERIALS.

Overbuilt to withstand heavy use through choppy conditions. We use a higher density sandwich layer combined with internal T-stringers to prevent rocker deformation under continuous impacts. The deck also uses a higher density sandwich and has an added bamboo layer to reduce any softening between the footstraps. Pre-laminated carbon rails are key to adding enough stiffness for responsive performance, but allowing more flexible fibreglass laminates to be used on the deck and underside to avoid a harsh ride through rough water. An added benefit of the pre-laminated carbon rails is it maintains heel integrity by vertically reinforcing that area under the heels. The susceptible nose and tail sections are massively reinforced with carbon.





CONSTRUCTION_ BOARD PROGRAM



/ HEX 4

A single tool does everything.

- / BATTEN TENSION ADJUSTMENT.
- / FIN SCREWS (BOTH SLOTBOX AND POWERBOX).
- / FOOTSTRAP INSTALLATION.
- / BEER OPENER.

The HEX4 tool is supplied with every sail and every board. Compared to a Philips screwdriver, the 4mm hex key is a much easier system to tighten and adjust footstraps and fins. It only requires a rotational movement rather than downforce + rotation. The wide boomerang gives enough leverage to fully tighten footstraps with a fraction of the effort of a Philips screwdriver.

/ GORETEX AIRVENT

Maintaining a constant internal pressure inside the board minimizes the risk of delamination or core damage. The waterproof Goretex membrane allows air to transfer freely into and out of the board constantly to automatically regulate internal pressure.

The main advantages over a traditional screw-type plug are;

- / IMMEDIATE REGULATION. RATHER THAN ONLY EQUALIZING PRESSURE WHEN THE SCREW IS OPENED, THE GORETEX AIRVENT IS CONSTANTLY BALANCING THE PRESSURE.
- / HANDS-FREE OPERATION. INSTEAD OF MANUALLY OPENING A VALVE, THE GORETEX AIRVENT REGULATES PRESSURE WITHOUT HAVING TO DO ANYTHING.

Our Airvent features a second membrane at the base of the plug as a back-up failsafe. Even in the unlikely event of damage to the top of the Airvent plug, the back-up will prevent water entry.

The Airvent is completely automatic, so don't adjust or tighten before or after windsurfing or flying – it's always working to keep your board at optimum pressure.

/ SLOT BOX +

The original SlotBox design offered some advantages over a standard US box:

- / WEIGHT. THE SLOTBOX WAS LIGHTER, SO HELPED PREVENT BOARDS WITH MULTIPLE FIN BOXES BEING TOO TAIL-HEAVY.
- / SIMPLICITY. INSTALLING A FIN IN A SLOTBOX WAS QUICKER AND EASIER WITHOUT HAVING TO FIRST INSTALL A PLATE AND THEN LINE UP THE HOLE IN THE FIN TO ADD THE SCREW.

But there were some disadvantages. Even minor impact could cause damage to the box, or easily knock the fin out.

With the new SlotBox+ design the advantages have been maintained and the disadvantages addressed. Even lighter than the original SlotBox means multiple fin setups can be used on the one board without a weight penalty. Thruster or Quad options can be chosen depending on conditions or preference.

By adding a locking pin at the front of the box fin retention is now a lot more reliable, which means minor reef contact isn't likely to end your session. Supplied fins have a groove in the base to lock onto the pin for added reliability, but any existing SlotBox fin is still compatible without any modification.

Bigger HEX4 grub screws handle impact and also add to overall reliability. And uses the same tool as your batten tensioners.

/ CONSTRUCTION EFFICIENT. ALIVE. COMFORTABLE.

Our goal with construction is to maximise the ride qualities of the boards by controlling flex, weight and balance.

Increased flex is preferred as it enables boards to compress and then release energy for explosive performance, whilst also adding to ride comfort. The key element of this flex pattern is the Internal Carbon Frame which amplifies the flex response. A carbon outer skin is used only on the deck for compression resistance, with more flexible materials used on the underside.

Premium materials and efficient usage helps to minimize weight for increased performance. Strategic placement of Double Sandwich layers of high density PVC adds strength in the high load areas and enables better weight distribution, avoiding a tail heavy balance. We use carbon finboxes to reduce weight in the tail for drag-reducing trim angles.

Correctly matching construction to the 3D shape delivers superior performance.

1. INTERNAL CARBON FRAME

Pre-laminated carbon rail bands bonded directly to the EPS core controls torsional flex.

2. HIGH DENSITY SKIN

100kg PVC foam sandwich used on both sides of all boards.

3. QUALITY EPOXY RESINS

A highly flexible resin system that is resilient to cracking and fracturing. UV resistant.

4. PREMIUM PAINT

UV resistant automotive paint, cured at high temperature for increased scratch resistance.

5. SEALED EPS CORE

The outer surface of the EPS core is sealed to improve lamination strength and reduce excess resin absorption.

CUSTOM CARBON FINBOXES

Lighter finbox weight allows multiple fin options without compromising overall board weight or balance.

DOUBLE SANDWICH

An added layer of PVC foam in high load areas for increased strength and durability.



DI9 MASTS

In our quest for performance the mast plays a leading part. Matching the best sail with the best mast solution is the key to ultimate performance.

For 2019 we offer a range of mast levels based on weight, rather than carbon content. Whilst our own carbon percentages are measurable, comparison to other mast brands' stated percentages becomes very misleading. Therefore weight is the best factor to compare, and all our mast ranges lead their categories.

APEX TECHNOLOGY

We have developed a new mandrel for the SDM masts that is highly tapered. We call this the APEX taper, and from the standard base diameter it quickly narrows down to the mid sections near the boom and cam positions that are nearly 15% smaller diameter. This allows a much increased wall thickness that increases the durability in the high load areas and improves reliability. Combined with high end Toray carbon the weight is also reduced, which in turn raises the performance level.



HIGH-PERFORMANCE CARBON FIBER
TORAYCA



APEXPRO_{PRO RACE}

The highest performance pro race mast. This is our lightest SDM mast with the fastest reflex response for ultimate performance.

The Apex taper has smaller diameter mid-sections with increased wall thickness for increased reliability.

- / ULTIMATE PERFORMANCE
- / INTEGRATED FERRULE
- / TORAY PRE-PREG CARBON
- / +7 MEASURED OFFSET ACCURACY

400 (1.42kg) / 430 (1.55kg) / 460 (1.66kg) / 490 (1.9kg) / 530 (2.0kg) / 550 (2.18kg)

APEX_{RACE}

The APEX mast has an added fibreglass outer layer which makes it less susceptible to impact damage.

The Apex taper has smaller diameter mid-sections with increased wall thickness for increased reliability.

- / PERFORMANCE + RELIABILITY
- / INTEGRATED FERRULE
- / TORAY PRE-PREG CARBON
- / +7 MEASURED OFFSET ACCURACY

370 (1.55kg) / 400 (1.6kg) / 430 (1.75kg) / 460 (1.85kg) / 490 (2.1kg) / 530 (2.3kg) / 550 (2.4kg)

ARC_{FREERIDE}

Perfect for recreational racing and freeride, the ARC is our strongest SDM mast with dual outer fiberglass layers. Built on the Apex mandrel for a lighter, stronger mast.

- / VALUE + PERFORMANCE
- / INTEGRATED FERRULE
- / TORAY PRE-PREG CARBON
- / +7 MEASURED OFFSET ACCURACY

370 (1.6kg) / 400 (1.65kg) / 430 (1.85kg) / 460 (2.15kg) / 490 (2.3kg)

RDMRED_{ULTRALIGHT WAVE / FREESTYLE}

Utilizing the highest quality T800 carbon from Toray, the RDM Red is one of the lightest masts available today whilst still being strong enough for wave use. Adds incredible performance to all wave and freestyle sails.

- / ULTRALIGHT (1.3kg FOR 400)
- / TORAY PRE-PREG CARBON
- / +7 MEASURED OFFSET ACCURACY

370 (1.15kg) / 400 (1.3kg) / 430 (1.5kg) / 460 (1.65kg)

RDMBLUE_{LIGHTWEIGHT / STRONG WAVE}

The RDM Blue has an added fibreglass outer layer which makes it stronger and less susceptible to impact damage. Also offers wave mast durability for freeride and RDM Cam sails. (OverDrive, Turbo GT)

- / LIGHTWEIGHT (1.5kg FOR 400)
- / TORAY PRE-PREG CARBON
- / +7 MEASURED OFFSET ACCURACY

340 (1.25kg) / 370 (1.4kg) / 400 (1.5kg) / 430 (1.7kg) / 460 (1.9kg)

GORILLA G2_{HARDCORE WAVE}

Extreme durability, ultimate reliability. 2 year, no questions asked, limited warranty.

The Gorilla G2 is an update to the legendary Gorilla mast. Still the same strength, now lighter. (1.65kg for 400)

- / 2 YEAR NO QUESTIONS ASKED LIMITED WARRANTY
- / INTERCHANGEABLE SECTIONS
- / +7 MEASURED OFFSET ACCURACY



340 (1.3kg) / 370 (1.55kg) / 400 (1.65kg) / 430 (1.9kg) / 460 (2.0kg)



MAST SPECIFIC CONNECTION

WAVE BOOMS / RDM MAST CUP / 36mm
FLATWATER BOOMS / SDM MAST CUP / 48mm
NO ADAPTER TO LOSE
DIRECT CONNECTION
NO UNNECESSARY WEIGHT



MAXIMISED SURFACE CONTACT

NO SLIPPAGE
NO NEED TO OVERTIGHTEN



PROGRESSIVE VERTICAL FLEX

REDUCED POINT LOADING = LESS BROKEN MASTS



HIGH TENSILE 8mm BOLTS

INCREASED DIAMETER = LESS BENDING



ERGONOMIC LEVER

15% LONGER = EASY CLOSURE
TEXTURED FINGER GRIPS = EASY OPEN




LEVER BEARINGS

SMOOTH FRICTION FREE ACTION



INTEGRATED BUMPER

BOARD PROTECTION



ORIGINAL CLAM CLEAT

EASY ROPE ADJUSTMENT
LESS ROPE WEAR



LOCKJAW_ FUNCTION / RELIABILITY

Born through frustration with generic parts, we analysed every functional feature and current issues inherent in many boom front ends. The SEVERNE LockJaw addresses these issues with function, reliability and performance. LockJaw is standard issue on all SEVERNE booms.




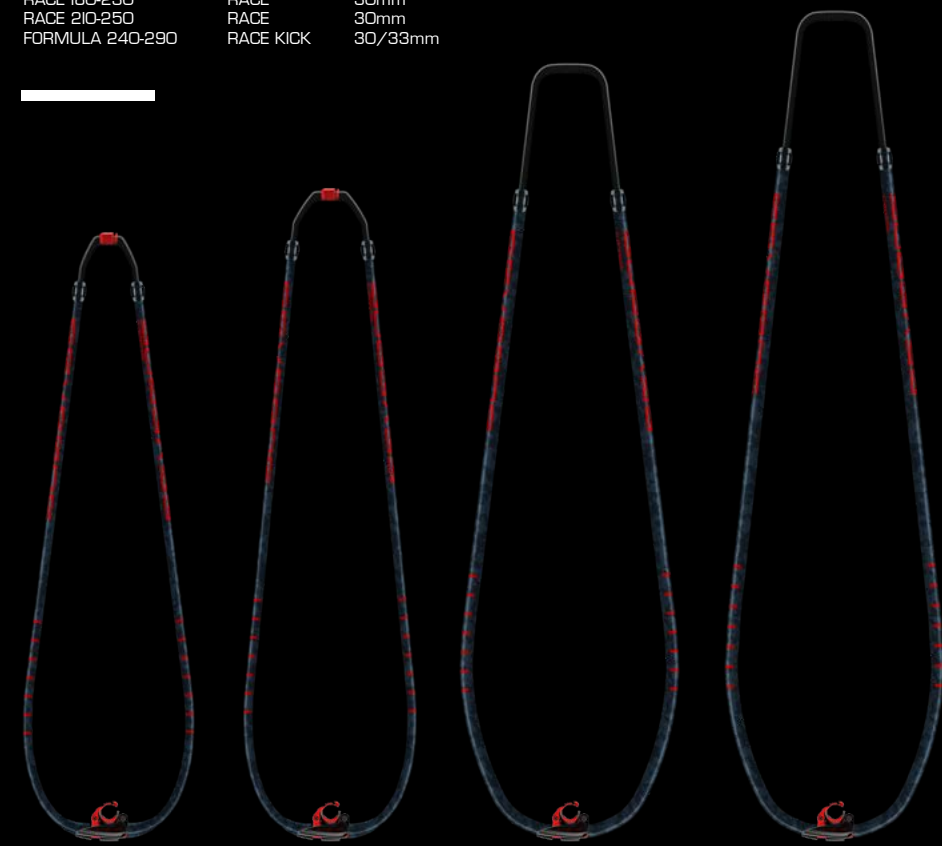


ENIGMA_100% CARBON

100% pre-preg carbon booms. Built for wave, slalom and formula.
 The custom carbon manufacture of the ENIGMA booms has one main objective; to produce the best stiffness to weight ratio. Unique methods have been developed to enhance the manufacture with every boom built individually with the emphasis on technology, not mass production. ENIGMA Hardware transforms your entire rig; the ultimate combination of lightweight, stiffness, ergonomics and geometry.

- / PRE-PREG CARBON CONSTRUCTION
- / LOCKJAW
- / UNI-GRIP EVA

SIZE	PROFILE	DIAMETER
WAVE 140-190	WAVE	25mm
WAVE 150-200	WAVE	25mm
FREEMOVE 160-210	FREEMOVE	27mm
FREEMOVE 170-220	FREEMOVE	27mm
RACE 180-230	RACE	30mm
RACE 210-250	RACE	30mm
FORMULA 240-290	RACE KICK	30/33mm



ENIGMA_RACE BOOM

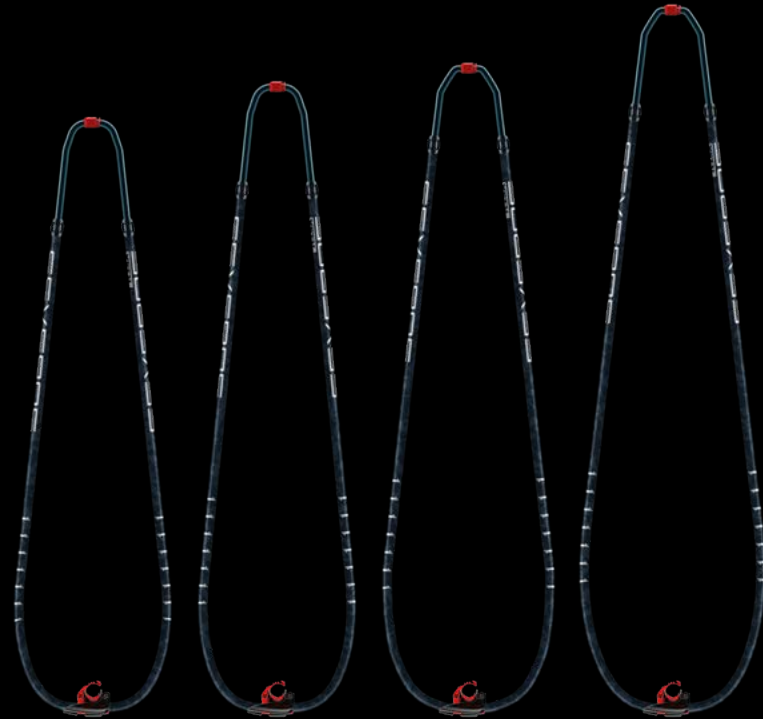
LIGHTER. STIFFER. FASTER.

Developed for our pro-race team, the new Enigma Race boom is a major upgrade. Significantly lighter and stiffer to maximise performance and control.

Both front and tail sections are massively oversized to achieve unprecedented levels of stiffness. This allows the grip area to use a smaller diameter than other race booms for more comfort and less rider fatigue.

Constructed entirely in high-end pre-preg carbon, the EnigmaRace is the new benchmark.

- UPGRADES FOR 2019**
- / HIGH END CARBON
- / OVERSIZED FRONT AND TAIL
- / REDUCED WEIGHT

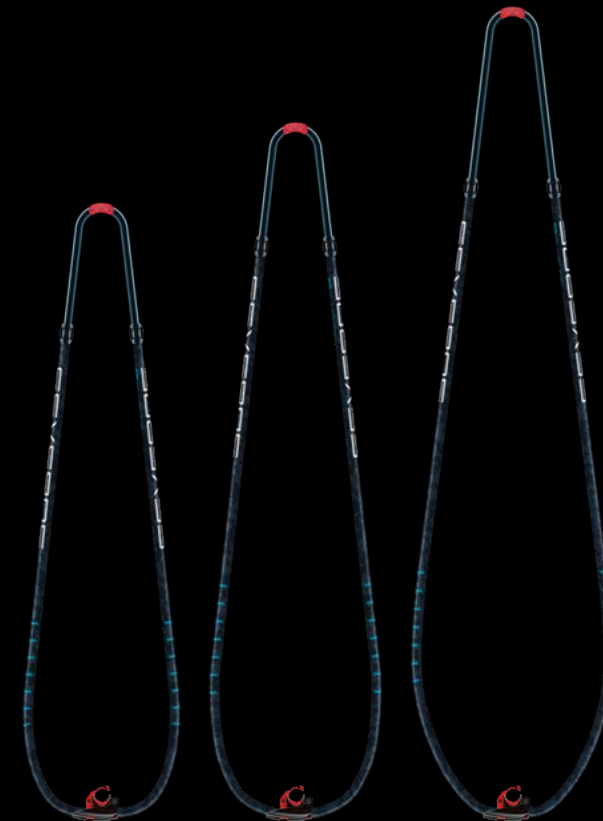


METAL
26mm ALUMINIUM WAVE

The METAL boom is a T8 aluminium monocoque construction wave boom. It is designed for lighter riders with reduced diameter grip for grip comfort.

- / LOCK JAW
- / 26MM DIAMETER
- / T8 ALUMINIUM MONOCOQUE CONSTRUCTION
- / UNI-GRIP EVA

SIZE	PROFILE	DIAMETER
140-190	WAVE	26mm
150-200	WAVE	26mm
160-210	FREEMOVE	26mm
170-220	FREERIDE	26mm



BLUELINE
29mm ALUMINIUM

Variable profiles and a solid 29mm T8 aluminium makes the BLUELINE boom the perfect all rounder. Wave profile in the smallest size, freemove profile in the middle size and race profile in the largest size

- / LOCK JAW
- / DURABLE 29MM ARM DIAMETER
- / 60CM TAIL PIECE FOR MAXIMUM RANGE
- / T8 ALUMINIUM MONOCOQUE CONSTRUCTION
- / UNI-GRIP EVA

SIZE	PROFILE	DIAMETER
140-200	WAVE	29mm
160-220	FREEMOVE	29mm
180-240	RACE	29mm



ALU RACE
ALUMINIUM RACE

Severne has made racing more affordable by introducing the stiffest aluminium race boom. This breakthrough race boom design has been achieved through optimization of wall thickness and a larger boom diameter towards the back.

- / LOCK JAW
- / DURABLE 29MM ARM DIAMETER
- / 60CM TAIL PIECE FOR MAXIMUM RANGE
- / T8 ALUMINIUM MONOCOQUE CONSTRUCTION
- / UNI-GRIP EVA

SIZE	PROFILE	DIAMETER
190-240	RACE	29/33.3 mm
220-250	RACE	29/33.3 mm
250-270	RACE	29/33.3 mm





WINDSURF FIT

WETSUITS ENGINEERED FOR WINDSURFING

Shaped specifically for the needs of windsurfers. Not surfers, not kiters. Only the needs of windsurfers have been considered to make these the ultimate performance wetsuits for windsurfing. If windsurfing is your primary sport, these are the best you can get.



WINDSURF FIT

Windsurf Fit means a suit tailored to the specific needs of windsurfers without compromise. The most obvious and measurable difference is the contoured arms that minimise muscle fatigue and forearm cramp whilst maintaining full grip strength. Diameter is increased 15-25% over most suits.

A windsurfing stance has 3 main points;

1. EXPANDED ARMS (MAJOR LOAD TRANSFER)
2. SHOULDERS PULLED FORWARD (HANGING FROM THE BOOM)
3. HEAD TURNED SIDEWAYS (LOOKING FORWARD IN DIRECTION OF TRAVEL)

Windsurf Fit addresses each of these differences. As above, the contoured arm panels allow for arm expansion under load as opposed to a surf suit with straight, tapered arms.

The length across the back panel is increased so as not to restrict the shoulders, and the length across the chest is shortened to prevent excess material flapping around. This is the opposite to a surf suit where the paddling stance has shoulders pulled back and chest pushed out.

The neck panel on these windsurf suits uses a single layer of soft, double lined material to reduce irritation from constantly twisting your head to watch where you're going. A fused edge on the neck panel also softens the transition at the edge of the panel. The fit of the neck is looser than a surf suit to prioritise sailing comfort over duck-diving seal.

These combined differences improve the windsurfing fit of the wetsuit.



As with our sails, the approach we take to wetsuit design prioritises function over all else. The number of seams is minimized. Cosmetic seams removed. Material choice is strictly high end.

Each panel is considered and optimized for shape, material and stretch orientation. Dynamic stretch is factored in to the shaping – these suits are designed to fit not only in the changeroom, but also after forearm expansion and aerobic exertion. The end result is a wetsuit that enhances your windsurfing experience.

FEATURES

/ MINIMAL SEAMS:

Less seams equals less restriction. Lighter, and more durable.

/ FUNCTIONAL SEAMS:

No cosmetic seams. A symmetrical panel layout optimises stretch on both sides of the suit.

/ GRADIENT STRETCH ZONES

Material thickness varies to increase stretch in the arms and maximise warmth in the torso and legs.

/ WINDSURF FIT

Panels are shaped to reduce muscle fatigue in forearms and maintain grip strength.

/ ANKLE SOLUTIONS

Removable Velcro cuffs and drainage holes prevent water ballooning in the calf area.

MATERIALS

/ V FOAM

Superlight neoprene is the highest level neoprene available today. Maximising stretch, heat retention and reducing weight.

/ S FOAM

Lightweight, high-performance neoprene foam.

/ NEOSPAN JERSEY


Stretch and durability. Used on the outside of the neoprene layer.

/ XTEND JERSEY

Ultra elastic jersey used on the inside of the suits.

/ THERMODRY FLEECE

Quick Dry material used on the torso panels of the Primo





PRIMO_ PREMIUM PERFORMANCE

The Primo is the ultimate performance windsurfing wetsuit. Focused on maximum flexibility and warmth, this suit is a showcase for all our best features:

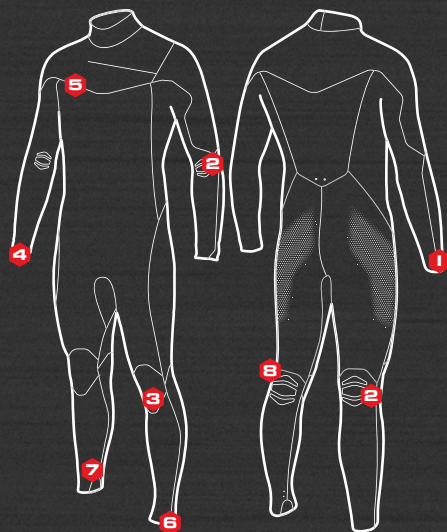
- / Updated to the new i-Foam offering a better stretch/weight ratio giving more freedom while riding.
- / Seam refinement on the leg and the shoulder/arm panel enhancing comfort and freedom.
- / Chest zip or zipfree to enable the back panel complete stretch.
- / Thermofleece body panels are Fusion leg panels quick drying and maximise warmth.
- / Anti-abrasion panels to reduce wear from windsurf deck grip.
- / Windsurf Fit shaping minimise muscle fatigue and maximise comfort.

The chest entry on the Primo suit is specifically adjusted for a windsurfing stance, with any unnecessary elastic straps removed and the zip head placed low and covered to avoid irritation when your head is looking forward over your shoulder. The zip allows for easy one-handed closure rather than a complicated open-ended zipper.

The precision contoured arm panels combined with the stretchiest materials make windsurfing in the Primo the closest thing to year-round summer. Windsurf Fit means you'll keep charging at full strength all day long.



MODEL	TYPE	THICKNESS	ZIP	SEAM TYPE	FOAM	SIZES
PRIMO	LS / SL	2 / 2	Zip Less	S-Seal	i-Foam	S-M-L-XL
PRIMO	SS / LL	2 / 2	Zip Less	S-Seal	i-Foam	S-M-L-XL
PRIMO	LS / LL	3 / 2	Chest Zip	S-Seal	i-Foam	S-M-L-XL
PRIMO	LS / LL	4 / 3	Chest Zip	S-Seal	i-Foam	S-M-L-XL
PRIMO	LS / LL	5 / 3	Chest Zip	S-Seal	i-Foam	S-M-L-XL



1. SILICONE SEAL WRIST AND ANKLE SEALS
Prevents ride up and minimizes flushing.

2. ARTICULATED ELBOW AND KNEE
Maximises flexibility.

3. SUPRATLEX KNEE
Durability and comfort without restriction.


4. FUSED EDGE
Tapered edge for improved comfort.

5. S-SEALS
High stretch liquid sealant to increase durability and waterproofing of GBS seams.

6. ANKLE STRAPS
Removable Velcro straps to prevent water entry/ minimize ballooning.

7. DRAIN HOLES
Releases water from lower leg area, preventing ballooning.

8. PRE-BENT KNEES
Shaped to fit dynamic windsurfing stance and reduce muscle fatigue.





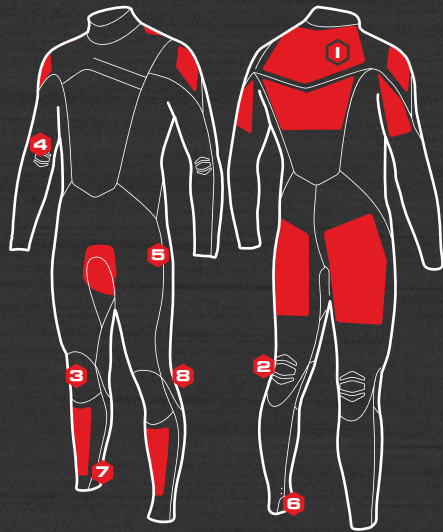
IMPACT

GO HARDER - LAND SOFTER

The original design brief was to build a suit for Philip Köster to practice triple forwards. This has evolved into a functional tool to provide protection against water slams with restricting mobility and warmth. Each pad is individually placed to allow the wetsuit to stretch normally and not interfere with harness placement or normal windsurf stance. From your first loop attempt all the way to push forwards, the Impact allows you to crash time and time again and keep getting up for more.



MODEL	TYPE	THICKNESS	ZIP	SEAM TYPE	FOAM	SIZES
IMPACT	SS / SL	2 / 2	Chest Zip	GBS	i-Foam	S-M-L-XL
IMPACT	LS / LL	3 / 2	Chest Zip	GBS	i-Foam	S-M-L-XL



1. IMPACT ZONES

Strategically placed high density foam for impact absorption.

2. ARTICULATED ELBOW AND KNEE

Maximises flexibility.

3. SUPRATLEX KNEE

Durability and comfort without restriction.

4. FUSED EDGE

Tapered edge for improved comfort.

5. GBS SEAMS

Glued and blindstitched seams prevent water entry.

6. ANKLE STRAPS


Removable Velcro straps to prevent water entry/ minimize ballooning.

7. DRAIN HOLES

Releases water from lower leg area, preventing ballooning.

8. PRE-BENT KNEES

Shaped to fit dynamic windsurfing stance and reduce muscle fatigue.





EXO + EXO SKIN

EXO

The Exo suit is a high-performance back zip wetsuit with Windsurf Fit. With single-lined material on the chest and back to reduce wind-chill and maximise solar heating, these wetsuits focus on functional warmth and flexibility. The optimized seam on the leg and the shoulder/arm panel enhancing comfort and freedom. The back zip enables easy entry, and Windsurf Fit means maximum comfort. Available in a wide range of styles to cover summer shortys all the way to cold water 5/3 fullsuits.

EXO SKIN

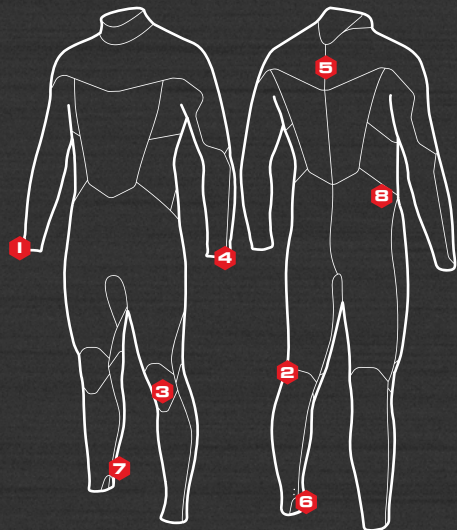
Also available with increased single-lined material, the ExoSkin variant is designed for colder water applications where warmth and reduced wind-chill is paramount. Carefully considered material selection means this hybrid suit does not sacrifice flexibility by maintaining double-lined superstretch material in the arms and legs. The additional single-lined material on the side body and the shoulder creates a apparent wind barrier extremely efficient. The chest panel is made of Aircell which warms up faster than any other material. ExoSkin is available in two styles: a winter 5/3 fullsuit and a warmer weather 4/3 short sleeve/long leg.



MODEL	TYPE	THICKNESS	ZIP	SEAM TYPE	FOAM	SIZES
EXO	SS / SL	2-2	Back Zip	Flat Lock	L-Foam	S-M-L-XL
EXO	SS / LL	2-2	Back Zip	Flat Lock	L-Foam	S-M-L-XL
EXO	LS / LL	3-2	Back Zip	GBS	L-Foam	S-M-L-XL
EXO	LS / LL	4-3	Back Zip	GBS	L-Foam	S-M-L-XL
EXO	LS / LL	5-3	Back Zip	GBS	L-Foam	S-M-L-XL



MODEL	TYPE	THICKNESS	ZIP	SEAM TYPE	FOAM	SIZES
EXO SKIN	LS / LL	4 / 3	Back Zip	GBS	S-Foam	S-M-L-XL
EXO SKIN	LS / LL	5 / 3	Back Zip	GBS	S-Foam	S-M-L-XL



1. SILICONE SEAL WRIST AND ANKLE SEALS
Prevents ride up and minimizes flushing.

2. ARTICULATED KNEE
Maximises flexibility.

3. SUPRATLEX KNEE
Durability and comfort without restriction.


4. FUSED EDGE
Tapered edge for improved comfort.

5. BARRIER PANEL
An extra neoprene panel behind the back zip to prevent cold water flushing.

6. ANKLE STRAPS
Removable Velcro straps to prevent water entry/ minimize ballooning.

7. DRAIN HOLES
Releases water from lower leg area, preventing ballooning.

8. GBS SEAMS
Glued and blindstitched seams prevent water entry.



DI9 PRIMA

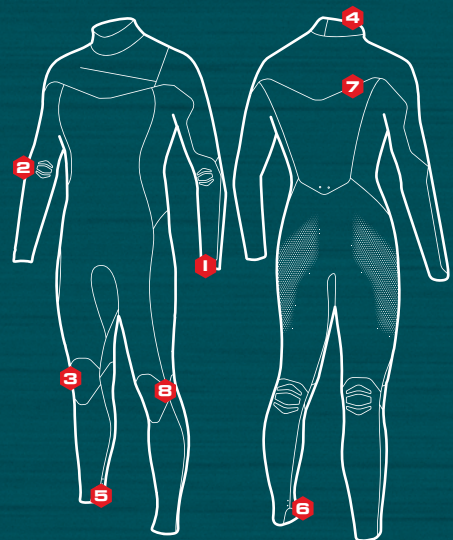
The Prima is the ultimate performance windsurfing wetsuit for women. Focused on maximum flexibility and warmth, this suit is a showcase for all our best features:

- / Front entry to allow the back panel complete stretch.
- / Double GBS seams for improved durability and flex.
- / Thermofleece body panels are quick drying and maximise warmth.
- / Anti-abrasion panels to reduce wear from windsurf deck grip.
- / Windsurf Fit shaping minimise muscle fatigue and maximise comfort.

Available in 3 styles; Chest zip steamers in 3/2, 4/3 and 5/3, a performance spring suit with no-zip, and a warmer water front-zip spring suit. Each one is absolute pleasure to windsurf in, whatever the conditions.



MODEL	TYPE	THICKNESS	ZIP	SEAM TYPE	FOAM	SIZES
PRIMA SPRING	LS / SL	2-2	Front Zip	D-GBS	i-Foam	6-8-10-12
PRIMA	LS / SL	2-2	Zipless	D-GBS	i-Foam	6-8-10-12
PRIMA	LS / LL	3-2	Chest Zip	D-GBS	i-Foam	6-8-10-12
PRIMA	LS / LL	4-3	Chest Zip	D-GBS	i-Foam	6-8-10-12
PRIMA	LS / LL	5-3	Chest Zip	D-GBS	i-Foam	6-8-10-12



1. SILICONE SEAL WRIST AND ANKLE SEALS
Prevents ride up and minimizes flushing.

2. ARTICULATED ELBOW AND KNEE
Maximises flexibility.

3. SUPRATLEX KNEE
Durability and comfort without restriction.


4. FUSED EDGE
Tapered edge for improved comfort.

5. ANKLE STRAPS
Removable Velcro straps to prevent water entry / minimize ballooning.

6. DRAIN HOLES
Releases water from lower leg area, preventing ballooning.

7. D-GBS
Double GBS seams for improved durability and flex.

8. PRE-BENT KNEES
Shaped to fit dynamic windsurfing stance and reduce muscle fatigue.





NEO TOP

When the sun's out and the winds blowing the Neo Top is THE most comfortable thing to windsurf in. Perforated foam makes it softer and even more flexible, whilst allowing some air flow. 2mm body panels and 1mm arms keep the warmth. Bring on summer.

- / L-FOAM 2/1
- / PERFORATED FOAM
- / FLAT LOCK SEAMS
- / BOARDSHORT CONNECTION
- / FUSED NECK

MODEL	TYPE	THICKNESS	SEAM TYPE	ZIP	FOAM	SIZES
NEO TOP	LS	2 / 1	Flat Lock	Zipless	L-Foam	S-M-L-XL



CMR HIGH BACK SEAT

Cyril Moussilmani Race. Preferred harness for Cyril's assault on the PWA race title, the CMR has a higher hook position and large surface area for comfort.

Both inner and outer skins are Thermo-Formed EVA, with a Memory Foam lumbar pad.

- / WINDSURF-SPECIFIC SPREADER BAR
- / THERMO-FORMED OUTER AND INNER SKINS
- / MEMORY FOAM PADS
- / NEO SOFT EDGE



POD LIGHTWEIGHT SEAT

Stripped back for minimal weight, the POD harness uses 3-D shaping to provide essential comfort.

Low hook height for maximum leverage.

- / WINDSURF-SPECIFIC SPREADER BAR
- / 8 POINT LOAD DISPERSION





AIR_ ULTRA LIGHT WAIST

Function focused, the AIR has been stripped of any excess. Waterproof materials minimize any weight gains when wet.

Low density Thermo-Formed inner and neoprene Soft Edge provide essential comfort. Designed to be able to be worn loose, the bar pad prevents hook twist when trying to unhook quickly. And the minimalist waist closure holds the harness in place without any elastic compression.

The profile of the AIR harness is kept low for maximum manoeuvrability.

- / ULTRA LIGHTWEIGHT
- / MAXIMUM MANOEUVRABILITY
- / WINDSURF-SPECIFIC SPREADER BAR
- / THERMO-FORMED OUTER AND INNER SKINS
- / NEO SOFT EDGE






LUX_ COMFORT WAIST

All about luxury. Memory foam, combined with a higher profile for maximum support make the LUX harness comfortable. REALLY comfortable.

A full neoprene inner gives a premium feel. 3-D shaped for minimal ride up.

The bar pad and windsurf specific hook ensure positive un-hooking for safety.

- / WINDSURF-SPECIFIC SPREADER BAR
- / MEMORY FOAM PADS
- / 3D SHAPED
- / NEO SOFT EDGE





HARNESS LINES

Demand for SEVERNE harness lines has finally been satisfied. Rather than just re-badge any generic harness line, we evaluated what was required to improve on anything in the market. Durability, safety and performance were the 3 factors we identified, and have addressed each point;

DURABILITY

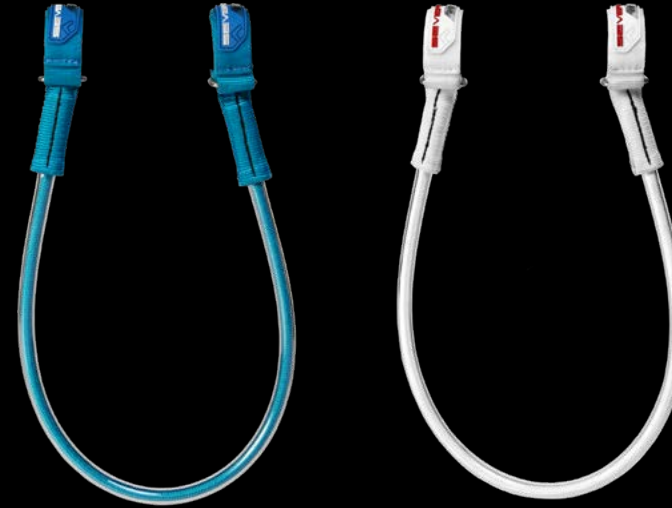
Stronger tubing results in less rope wear. We have developed custom extrusion with a thicker wall (2mm) and using high-density PU. Strong nylon webbing replaces standard poly-prop for increased UV resistance and less wear.

SAFETY

Coloured tube hides any sign of rope wear, so the first you know of it is when the harness line snaps out at sea. We keep it clear so any signs of rope wear are clearly visible.

PERFORMANCE

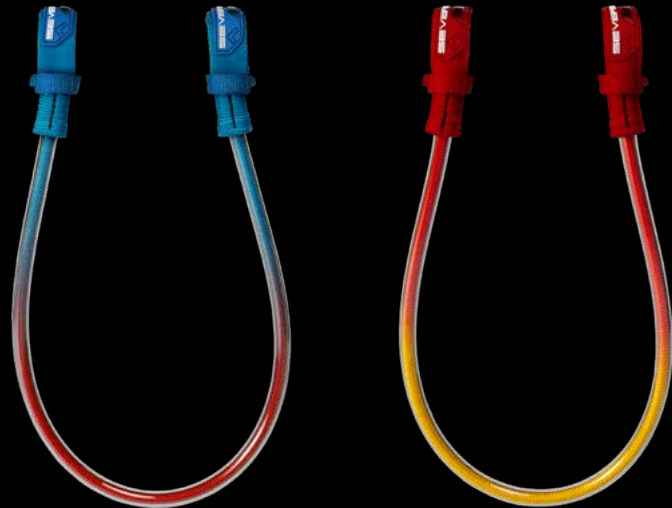
Minimal swing design keeps the harness line in position.



QUICK-FIX.

26 / 28 / 30 / 32 / 34 / 36

- / FAST INSTALLATION WITHOUT REMOVING BOOM TAILPIECE.
- / MINIMAL SWING.
- / HIGH DENSITY PU TUBE, 2MM WALL THICKNESS. LONGER LASTING.
- / CLEAR TUBE. VISUAL CHECK FOR ROPE WEAR, PREVENTS SWIMMING.



FIXED.

24 / 26 / 28 / 30 / 32 / 34 / 36 / 38


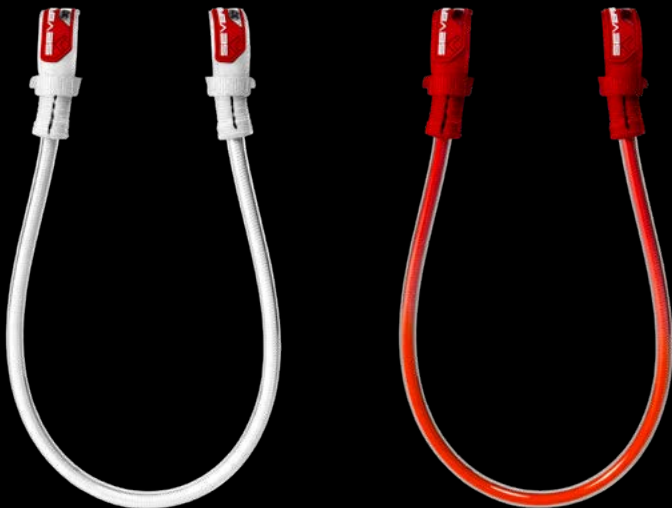
- / MINIMAL SWING. PREVENTS UNINTENTIONAL HOOK-INS, CATAPULTS.
- / HIGH DENSITY PU TUBE, 2MM WALL THICKNESS. LONGER LASTING.
- / CLEAR TUBE. VISUAL CHECK FOR ROPE WEAR, PREVENTS SWIMMING.



RACE-ADJ.

24-30 (BLUE) / 28-36 (RED)

- / 20MM PLASTIC HIGH RESISTANCE NIFCO BUCKLE WITH 18MM NON SLIP WEBBING.
- / LOW PROFILE PULL-PULL RELEASE SYSTEM
- / HIGH DENSITY PU TUBE, 2MM WALL THICKNESS, LONGER LASTING.
- / CLEAR TUBE: VISUAL CHECK FOR ROPE WEAR, PREVENTS SWIMMING.



KIIZO JAEGER STONE
CYCLOPS



CYCLOPS_ PRO WAVE EXTENSION

RIG YOUR SAIL IN UNDER 1 MINUTE

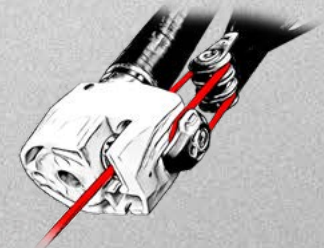
The CYCLOPS extension has a single pulley for rapid loop 'n go rigging. Simply pass the loop of rope through the tack pulley on the sail and hook it over the single pulley on the extension. A single pull applies full downhaul tension in seconds.

All the ropes and pulleys are kept in perfect alignment to eliminate a lot of the friction and make up for any loss of leverage from less pulleys. A built-in handle negates the need for any tool, and stuff into the downhaul pocket on the sail.

Formuline rope is used to further reduce friction and minimize rope wear.

Faster, simpler rigging.

- / SINGLE LOOP-GO PULLEY
- / EFFICIENT PULLEY ALIGNMENT
- / NEW STAINLESS STEEL AUTOMATIC COLLAR
- / STAINLESS STEEL BUTTON AND MECHANISM
- / ZERO CM SETTING



CYCLOPS CARBON 36



CYCLOPS CARBON 24



CYCLOPS HD 36



CYCLOPS HD 24




BASE

From our biggest sails to our smallest components, every SEVERNE product is engineered by windsurfers for durability and function.

- / BLACK DUAL DENSITY COVERING FOR UV STABILITY
- / LOW PROFILE, REDUCING THE GAP BETWEEN THE BOARD AND SAIL
- / ERGONOMICALLY SHAPED FOR EASY TIGHTENING AND UN-TIGHTENING
- / INNOVATIVE DUAL DENSITY OUTER SHELL FOR COMFORT
- / EURO PIN FOR RELIABILITY AND COMPATIBILITY

VOLCANO PAD



WAVE GRENADE 36 / 24

CARBON. Tube diameter and wall thickness have been increased for incredible reliability.

HD. HD stands for Heavy Duty. The new WAVE GRENADE HD has 36cm of adjustment for better compatibility with our wave sail range. We analyzed the need for more reliable tubes over this increased length and tested a variety of aluminum specifications. We decided on a wall thickness 33% thicker and an increased outside diameter, for the ultimate durability against bending and breaking.

- / STAINLESS STEEL AUTOMATIC COLLAR
- / STAINLESS STEEL BUTTON AND MECHANISM
- / ZERO CM SETTING
- / INTERNAL METAL CHASSIS
- / UNIQUE SEVERNE GEOMETRY PULLEY ALIGNMENT




HD RACE 16 / 24 / 36

Solid Aluminium tubes combined with triple pulleys for friction free high tension downhauling.

- 16.** Promoting compatibility with the BASE EXTENSION 40 and to shave important grams from your racing set up.
- 24.** Mid range adjustability
- 36.** Extra length when required

- / ALIGNED TRIPLE PULLEYS
- / STAINLESS STEEL BUTTON AND MECHANISM
- / STAINLESS STEEL AUTOMATIC HINGED COLLAR SYSTEM
- / ZERO CM SETTING



BASE EXTENSION 40

This product allows a shorter, softer mast to be used in certain sails to improve control and extend the wind range.

The BASE EXTENSION 40 can also be used as a functional recreational product to increase mast length without updating your mast.

BLADE PRO PREMIUM CONTROL

SIZE	LUFF	BOOM	BATTENS	WEIGHT	HEAD	RECOMMENDED MAST
4.2	384	156	5	2.4	FIXED	SEVERNE 370 WAVE
4.7	403	160	5	2.5	FIXED	SEVERNE 400 WAVE
5.0	413	165	5	2.7	FIXED	SEVERNE 400 WAVE
5.3	426	170	5	2.8	FIXED	SEVERNE 400 WAVE
5.7	438	176	5	2.9	FIXED	SEVERNE 430 WAVE
6.2	460	183	5	3.2	FIXED	SEVERNE 430 WAVE



S-I PRO PREMIUM MANOEUVRABILITY

SIZE	LUFF	BOOM	BATTENS	WEIGHT	HEAD	RECOMMENDED MAST
3.6	356	146	4	2.1	FIXED	SEVERNE 340 WAVE
4.0	373	151	4	2.2	FIXED	SEVERNE 370 WAVE
4.4	385	156	4	2.4	FIXED	SEVERNE 370 WAVE
4.8	402	164	4	2.5	FIXED	SEVERNE 400 WAVE
5.2	420	170	4	2.6	FIXED	SEVERNE 400 WAVE
5.6	430	176	4	2.7	FIXED	SEVERNE 400 WAVE



BLADE CONTROL ORIENTED WAVE

SIZE	LUFF	BOOM	BATTENS	WEIGHT	HEAD	RECOMMENDED MAST
3.0	344	139	5	2.3	ADJ	SEVERNE 340 WAVE
3.3	349	140	5	2.4	ADJ	SEVERNE 340 WAVE
3.5	355	144	5	2.5	ADJ	SEVERNE 340 WAVE
3.7	366	146	5	2.6	ADJ	SEVERNE 340 WAVE
4.0	372	154	5	2.6	FIXED	SEVERNE 370 WAVE
4.2	378	157	5	2.7	FIXED	SEVERNE 370 WAVE
4.5	403	158	5	2.8	FIXED	SEVERNE 370 WAVE
4.7	404	161	5	2.9	FIXED	SEVERNE 400 WAVE
5.0	416	164	5	3.0	FIXED	SEVERNE 400 WAVE
5.3	425	168	5	3.1	FIXED	SEVERNE 400 WAVE
5.5	429	172	5	3.2	FIXED	SEVERNE 400 WAVE
5.7	432	176	5	3.3	FIXED	SEVERNE 430 WAVE
6.2	455	180	5	3.4	FIXED	SEVERNE 430 WAVE
6.7	461	188	5	3.6	FIXED	SEVERNE 460 WAVE



S-I MANOEUVRE ORIENTED WAVE

SIZE	LUFF	BOOM	BATTENS	WEIGHT	HEAD	RECOMMENDED MAST
3.3	342	142	3/4	2.5	FIXED	SEVERNE 340 WAVE
3.6	363	146	3/4	2.6	ADJ	SEVERNE 340 WAVE
4.0	372	152	3/4	2.7	FIXED	SEVERNE 370 WAVE
4.4	384	157	3/4	2.8	FIXED	SEVERNE 370 WAVE
4.8	403	162	3/4	2.9	FIXED	SEVERNE 400 WAVE
5.2	419	168	3/4	3.0	FIXED	SEVERNE 400 WAVE
5.6	430	174	3/4	3.1	FIXED	SEVERNE 400 WAVE



FREEK FREESTYLE

SIZE	LUFF	BOOM	BATTENS	WEIGHT	HEAD	RECOMMENDED MAST
3.3	358	140	5	2.4	FIXED	SEVERNE 340 WAVE
3.6	373	145	5	2.5	FIXED	SEVERNE 370 WAVE
4.0	376	152	5	2.6	FIXED	SEVERNE 370 WAVE
4.4	398	156	5	2.7	FIXED	SEVERNE 370 WAVE
4.8	422	160	5	2.9	FIXED	SEVERNE 400 WAVE
5.2	430	165	5	3.0	FIXED	SEVERNE 400 WAVE
5.6	432	176	5	3.1	FIXED	SEVERNE 430 WAVE
5.9	449	178	5	3.3	FIXED	SEVERNE 430 WAVE
6.3	462	180	5	3.4	FIXED	SEVERNE 430 WAVE



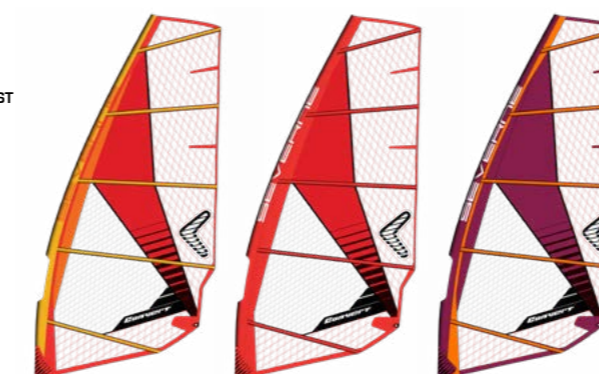
GATOR PROGRESSIVE FREERIDE

SIZE	LUFF	BOOM	BATTENS	WEIGHT	HEAD	RECOMMENDED MAST
3.7	370	146	4	2.5	ADJ	SEVERNE 370
4.0	377	152	4	2.6	ADJ	SEVERNE 370
4.2	390	154	4	2.7	ADJ	SEVERNE 370
4.5	402	156	5	2.9	FIXED	SEVERNE 370
4.7	404	159	5	3.0	FIXED	SEVERNE 400
5.0	418	162	5	3.1	FIXED	SEVERNE 400
5.3	430	168	5	3.2	FIXED	SEVERNE 400
5.5	434	172	5	3.3	FIXED	SEVERNE 430
5.7	436	175	5	3.3	FIXED	SEVERNE 430
6.0	447	182	5	3.4	FIXED	SEVERNE 430
6.5	454	188	5	3.7	FIXED	SEVERNE 430
7.0	465	197	5	3.9	FIXED	SEVERNE 460
7.5	486	198	6	4.3	FIXED	SEVERNE 460
8.0	494	200	6	4.5	FIXED	SEVERNE 460



CONVERT VALUE FREERIDE

SIZE	LUFF	BOOM	BATTENS	WEIGHT	HEAD	RECOMMENDED MAST
4.2	386	163	4	2.6	FIXED	SEVERNE 400
4.8	414	165	4	2.8	FIXED	SEVERNE 400
5.4	432	176	4	2.9	FIXED	SEVERNE 430
6.0	453	185	5	3.1	FIXED	SEVERNE 430
6.7	466	191	5	3.3	FIXED	SEVERNE 460
7.5	485	197	5	3.6	FIXED	SEVERNE 460
8.5	494	220	5	3.9	FIXED	SEVERNE 460



NCX NO CAM RACE

SIZE	LUFF	BOOM	BATTENS	WEIGHT	HEAD	RECOMMENDED MAST
4.5	399	158	6	3.4	FIXED	SEVERNE 370
5.0	410	163	6	3.4	FIXED	SEVERNE 400
5.5	429	167	7	3.8	FIXED	SEVERNE 400
6.0	440	174	7	3.9	FIXED	SEVERNE 430
6.5	456	182	7	4.1	FIXED	SEVERNE 430
7.0	463	190	7	4.3	FIXED	SEVERNE 460
7.5	480	198	7	4.5	FIXED	SEVERNE 460
8.0	493	203	7	4.7	FIXED	SEVERNE 460
8.5	511	206	7	4.8	FIXED	SEVERNE 490
9.0	524	212	7	4.9	FIXED	SEVERNE 490



TURBO GT SINGLE / TWIN CAM

SIZE	LUFF	BOOM	BATTENS	WEIGHT	CAMS	HEAD	RECOMMENDED MAST
5.5	433	177	5	3.5	1	FIXED	SEVERNE 400
6.0	447	184	5	3.6	1	FIXED	SEVERNE 430
6.5	460	186	5	3.8	1	FIXED	SEVERNE 430
7.0	463	191	6	4.4	2	FIXED	SEVERNE 430
7.5	484	194	6	4.7	2	FIXED	SEVERNE 460
8.1	490	212	6	4.8	2	FIXED	SEVERNE 460
8.6	492	216	6	5.0	2	FIXED	SEVERNE 490
9.2	516	218	6	5.2	2	FIXED	SEVERNE 490



XS3 SCALED DOWN TECHNOLOGY

SIZE	LUFF	BOOM	BATTENS	WEIGHT	HEAD	RECOMMENDED MAST
2.0	276	112	3	1.5	FIXED	SEVERNE 300
2.5	299	122	3	1.6	FIXED	SEVERNE 300
3.0	313	132	3	1.8	FIXED	SEVERNE 300
3.6	331	143	3	1.9	FIXED	SEVERNE 300
4.1	336	150	3	2.1	FIXED	SEVERNE 300



HYPERGLIDE FOIL RACING

SIZE	LUFF	BOOM	BATTENS	CAMS	WEIGHT	HEAD	RECOMMENDED MAST
8.0	484	220	7	4	5.3	FIXED	SEVERNE 460
9.0	520	236	7	4	5.7	FIXED	SEVERNE 490
10.0	535	242	7	4	6.0	FIXED	SEVERNE 530



O19 OVERDRIVE M2 SLALOM

O19 MACH 2 PRO RACE

O19 HYPERGLIDE FOIL / FREERACE

UNDER DEVELOPMENT. AVAILABLE 3RD QUARTER 2019



THANKS TO JOHN CARTER, FISH BOWL DIARIES,
JAMIE SCOTT, DAVID VAREKAMP, PAUL MCGILL,
JORGE VERA, BRANDWAVE, SVEIN RASMUSSEN,
JEROME BONIEUX, IAN FOX, SAMUEL TOME,
DEITER VAN DER EYKEN, TOM RADIS,
THEWES DE BOER, BENOIT MENETRIER, DENNIS NG,
YUMI TANG AND JAMES HOOPER.

BOUJMAA GUILLOUL
BJORN DUNKERBECK
LIAM DUNKERBECK
PHILIP KÖSTER
JAEGER STONE
JAH DAN TYGER
MATTEO IACHINO
GONZALO COSTA HOEVEL
REMI VILLA
LILOU GRANIER
SCOTT McKERCHER
BEN SEVERNE
DAIDA MORENO
IBALLA MORENO
GUNNAR ASMUSSEN
LENNART NEUBAUER
ALEX MERTENS
TIMO MULLEN
AMADO VRIESWIJK
MORITZ MAUCH
EDVAN SOUZA
LINA ERPENSTEIN
TWAN VERSEPUT
STEVE ALLEN
CYRIL MOUSSILMANI
DIETER VAN DER EYKEN
RICK JENDRUSCH
BALZ MÜLLER
ODA JOHANNE
MAAIKE HUVERMANN
NAYRA ALONSO
TRISTAN ALGRET
SEAN O'BRIEN



GIDE MORITZ MAUCH
E1
MANOEUVRE ORIENTED WAVE
EM EB E2 E4

